

Dignity in Aging

Comprehensive Broward County Older Adult Analysis

September 2017 - March 2018

Commissioned by



Jewish Federation[®]
OF BROWARD COUNTY



Final Report April 2018

FORWARD

The Community Foundation of Broward, Jewish Federation of Broward County, and United Way of Broward County engaged Group Victory LLC, an independent external consulting firm, to conduct a comprehensive older adult analysis on Broward County. This analysis, which encompasses a demographic, characteristic, needs, and priorities assessment through primary and secondary data collection and evaluation, is intended to provide information that will assist the organizations in enhancing local supports for elder and caregivers.

Community Foundation of Broward

Founded in 1984, Community Foundation of Broward (CFB) helps families, individuals, and corporations create personalized charitable Funds that deliver game-changing philanthropic impact. CFB provides bold leadership on community solutions, fosters philanthropy that connects people who care with causes that matter, empowering them to create the change they want to see in the community. 450 charitable funds represent more than \$180 million in assets, distributing \$100 million to help Broward BE GREATER.

Jewish Federation of Broward County

The purpose of the Jewish Federation of Broward County (JFBC) is to “Enrich Jewish Lives Everywhere.” JFBC’s mission is to “inspire philanthropy to invest in Jewish life in Broward County, Israel, and around the world by connecting people and igniting passion.” JFBC does this by creating a culture of warmth, belonging, and respect for one another. JFBC continuously inspires and nurtures the donor and prepare the next generation for communal leadership. As a Jewish agency, JFBC is guided by the teachings of Torah including *tikkun olam* (repairing the world), *tzedakah* (justice), *chesed* (kindness), *k'lal Israel* (peoplehood), and the welfare of the community. JFBC fosters vibrancy in Jewish identity, living, and learning through collaboration, innovation, sustainability, and welcoming different expressions of Jewish life. JFBC stands together with the people of Israel, ensuring her future as a safe and secure homeland for the Jewish people by fighting hatred of all kinds, including anti-Semitism and anti-Israel rhetoric. JFBC is proud to support the programs that embrace those with special needs, foster Jewish identity, support Israel and overseas Jewish communities, and care for the elderly and those who are most vulnerable.

United Way of Broward County

United Way of Broward County (UWBC) fights for the health, education, and financial stability of every person in the community. Instead of focusing on one single cause or issue, UWBC focuses on hundreds of them creating a stronger, greater impact for all. Along with community volunteers, UWBC identifies specific gaps in services and seeks partners and funds to develop programs delivering measurable results. This collaborative approach brings the best people, ideas, talents, and resources together to tackle complex challenges and create long-lasting positive changes in Broward County. UWBC fights for veterans who are re-acclimating to civilian life, for people who are working hard and falling short - one emergency away from poverty, and for children who are not reading at grade level. UWBC ensures that people have the opportunity to achieve optimal health, empowering people to earn, keep, and grow their assets and helping the community achieve their greatest potential through learning and leadership programs.



Linda Carter, President/CEO
Community Foundation of Broward



Michael Balaban, President/CEO
Jewish Federation of Broward County



Kathleen Cannon, President/CEO
United Way of Broward County

TABLE OF CONTENTS

Executive Summary	Page 3
Prior Elder Analyses	7
Older Adult Demographics	8
Current Service System	13
Current Resource Investment	18
Stakeholder's Perspective	22
Gap Analysis	27
Considerations	31
Action Plan	35
Appendix I: Contributing Organizations	39
Appendix II: Data Sources	41
Appendix III: Prior Elder Analyses Activities, Findings, and Outcomes	42

Dignity in Aging

Comprehensive Broward County Older Adult Analysis

September 2017 - March 2018

EXECUTIVE SUMMARY

Commissioned by



Report Dated April 2018

Executive Summary

Collectively, the Community Foundation of Broward, Jewish Federation of Broward County, and United Way of Broward County seek to improve local services and supports for elders and their caregivers in Broward County. To do so, the organizations commissioned a comprehensive analysis of Broward’s older adult population and service delivery system to ensure a greater understanding of critical community needs and priorities as well as effective solutions. This analysis examines a demographic and characteristic profile of the elder and caregiver population, current system capacity, critical community issues and gaps, and promising practices. Assessment methods encompass primary and secondary data collection and analysis through quantitative and qualitative research.

Collective Impact

This report provides the analysis results and findings as well as considerations from which the organizations can determine their future role and investment in Broward County’s elder care system. This report concludes with an action plan for the organizations to operationalize relevant strategies. Together, the Community Foundation of Broward, Jewish Federation of Broward County, and United Way of Broward County have taken a significant step forward to leverage their resources and achieve a collective impact.

ELEMENTS OF COLLECTIVE IMPACT	
Common Agenda	Shared vision and understanding of issues and solutions
Shared Measurement	Accountability through data collection and results analysis
Mutually Reinforcing Activities	Differentiated contributions in a coordinated plan of action
Continuous Communication	Consistent and open communication, motivation, and trust
Backbone Support	Skilled convener and supporter of entire initiative

Analysis Activities

Multiple evaluation activities were conducted to gather information and data to complete an extensive analysis. This comprehensive analysis and the findings within this report are the result of the following evaluation activities:

- Demographic and report research
- Statistical and report analysis
- Community meeting participation
- Targeted focus groups
- Public forums
- Stakeholder surveying
- Stakeholder interviews
- Facilitated system of care session

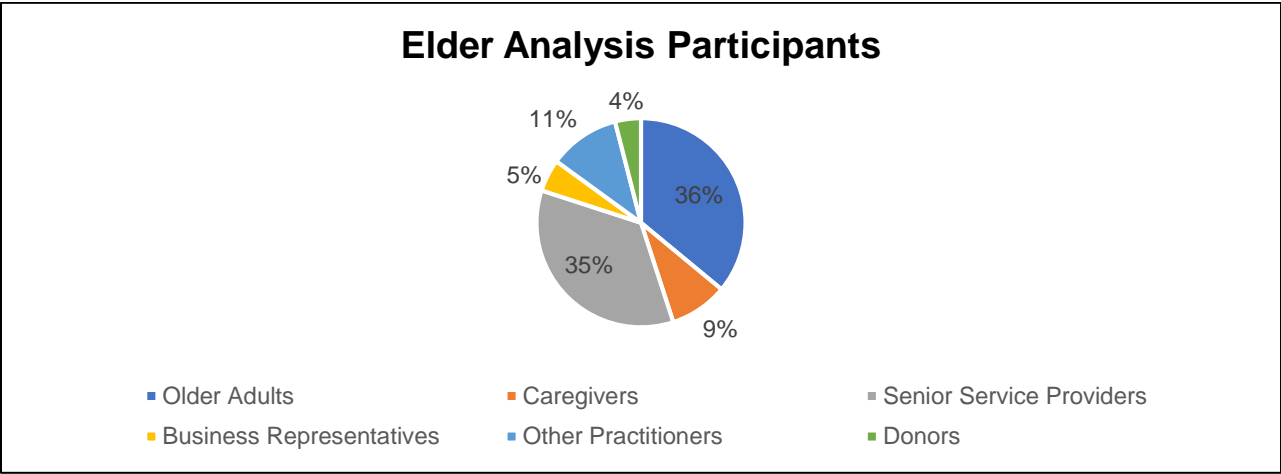
Evaluation activities included re-examining the prior Broward County elder analyses conducted in 2001 and 2006, including as a baseline.

Analysis Reach

Substantial effort was exerted to achieve a maximum reach for all evaluation activities. The following table represents evaluation activity depth and participation:

EVALUATION ACTIVITY	SCOPE
Report Review and Analysis	48 Documents
Community Meeting Participation	12 Meetings
6 Targeted Focus Groups	80 Participants
2 Public Forums	65 Participants
Stakeholder Surveying	260 Completed Surveys
Stakeholder Interviews	25 Interviewees
Facilitated System of Care Session	50 Participants
Preliminary Report Briefing	20 Participants
TOTAL DOCUMENTS	48 Documents
TOTAL MEETINGS	12 Meetings
TOTAL PARTICIPANTS	500 Individuals

Considerable effort was made to ensure stakeholder diversity within the evaluation activities. The following diagram represents the stakeholder diversity of participating individuals:



Contributing organizations and data sources are found in **Appendices I and II**.

Primary Analysis Results

As a result of the comprehensive analysis evaluation activities, primary response themes surfaced among respondents in all research endeavors. The following table summarizes the primary results in major thematic response categories and subcategories:

THEMATIC CATEGORIES	SUBCATEGORIES
Poor Perception of Elders <i>Community Perspective</i>	Limited appreciation for older adult population
	Tendency to define older adults by disability, limitation, and burden rather than by experience, contribution, and asset
	Presence of ageism
	Importance of intergenerational engagement
Holes in the Safety Net <i>Systemic Issues</i>	Limited awareness and information on available services and resources
	Limited access to available services and resource
	Difficulty navigating elder care service access and provision

	Difficulty navigating the health care system
	Service fragmentation and lack of coordination among service providers
	Disconnect between primary and hospital care and community-based services
	Disconnect between non-profit and for-profit organizations
	Lack of trust in current system
	Service demand exceeds current funding level
	Significant waitlist for services
	Local transportation and paratransit system inadequate
<p>Limited Finances <i>Economic Issues and Affordability</i></p>	Lack of affordable housing
	Lack of affordable specialized senior housing (i.e. combined housing and support services model)
	Increased cost of living
	Living on fixed income
	Out-living resources
	Out of pocket medical and health care expenses
<p>Effects of Isolation <i>Well-being and Wellness Promotion</i></p>	Elder loneliness and isolation
	Elder emotional health
	Elder “orphans” (i.e. without spouses, children, caregivers)
	Ability and supports to age in place
	Inadequate resources and services for home modifications and repairs
	Limited outreach
	Limited prevention and early intervention
	Caregiver burden
Importance of purposeful activity (i.e. employment, civic engagement)	

It should be noted that findings were consistent among older adults and caregivers regardless of age, gender, race/ethnicity, and sexual orientation/gender identity; among the diverse community stakeholder groups; and between elders, caregivers, and stakeholders.

Future Investment

Based on analysis findings, the following strategies are suggested to the Community Foundation of Broward, Jewish Federation of Broward County, and United Way of Broward County for their consideration in establishing their future role and investment in local elder care services and supports:

- **Develop a long-term financing plan that includes the establishment of a specialized fund for elder care services**
- **Create, support and launch a social marketing campaign associated with older adults and elder care services**
- **Invest in capacity building and system of care infrastructure activities**
- **Fund a demonstration project**

PRIOR ELDER ANALYSES

HIGHLIGHTS

Stakeholders reported difficulty finding and accessing information and help

Stakeholders reported need for service coordination and efficiency

Funding and resources inadequate to meet older adult needs

Funder collaboration and resource leveraging needed

In 2001, the Broward County Elderly and Veterans Services Division conducted an analysis of Broward County's aging population and its current service system, engaged in research of innovative and best practice community-based elder care programming, and developed a five year long-term care community plan. In 2006 - 2007, the Division along with its community stakeholder Aging Alliance, (formed as part of the five year plan), updated the elder analysis to develop current strategies to effectively and efficiently respond to Broward's older adult residents.

The primary findings highlighted above are similar to those reported by stakeholders participating in this 2017 - 2018 analysis. While funding collaboration and resource pooling was identified, it was not pursued following the release of the 2006 - 2007 analysis findings and report. As funder collaboration and resource leveraging remain important, the collective efforts of the Community Foundation of Broward, Jewish Federation of Broward County, and the United Way of Broward are essential at this time.

2001 and 2006 - 2007 elder analyses' activities, findings, and outcomes are found in **Appendix III**.

OLDER ADULT DEMOGRAPHICS

HIGHLIGHTS

Older adults represent a sizable proportion of Broward County's population

The same top five Broward municipalities with the largest age 65+ population have the largest age 80+ population

The most significant future growth within Broward's older adult population will occur between 2020 - 2040

The greatest population shift among baby boomers in Broward County will occur within the next 5 - 10 years when 236,663 boomers go from ages 55 - 64 to ages 60 - 74

Population Demographic Data

The following tables represent demographic information associated with Broward County's older adult population. Data provided was collected through statistical and characteristic research. The tables below are presented by specific categories of population data.

Broward County Population by Age

All Ages	%	60+ Population	%	65+ Population	%	80+ Population	%
1,867,095	100	421,006	22.5	303,010	16.2	82,942	4.4

Source: Florida Department of Elder Affairs, 2017

Broward County Older Adult Population by Municipality

Top 5 Largest Municipalities	Top 5 Largest 65+ Population	65+ Population	%	Top 5 Largest 80+ Population	80+ Population	%
Fort Lauderdale	Fort Lauderdale	34,246	19	Pembroke Pines	8,458	5.4
Pembroke Pines	Hollywood	29,436	19.5	Pompano	7,084	5
Hollywood	Pembroke Pines	26,450	15.6	Hollywood	6,962	5
Miramar	Pompano	24,168	22	Tamarac	6,946	11.2
Coral Springs	Tamarac	19,078	29	Fort Lauderdale	6,644	3.9

Sources: American Community Survey, 2016; TownCharts, 2016

Broward County Older Adult Population Projections

2017	2020	% Growth	2030	% Growth	2040	% Growth
421,006	460,785	9.4	583,475	38.6	637,858	51.5

Source: Florida Department of Elder Affairs, 2017

Broward County Baby Boomer Impact on Aging Population

Age Range	Number	% of 55+ Population
55-64	236,663	45
65+	286,498	55

Source: DataUSA, 2017

Broward County Older Adult Population by Gender

Gender	Number	%
Female	230,591	54.8
Male	190,415	45.2

Source: Florida Department of Elder Affairs, 2017

Broward County Older Adult Population by Race and Ethnicity

Race	Number	%
Caucasian	323,517	76.8
Black	83,879	19.9
Hispanic	85,665	20.6
Other Minority	13,610	3.2
Limited English Proficiency	47,678	11.3

Source: Florida Department of Elder Affairs, 2017

Broward County Older Adult Population Marital Status

Marital Status	Number	%
Married	214,713	51
Widowed	96,831	23
Divorced	71,571	17
Never Married	12,630	3
Other	25,260	6

Source: American Community Survey, 2016

Broward County Older Adult Veterans

Status	Number	%
Veterans	85,475	20

Source: Florida Department of Veterans Affairs, 2017

Broward County Older Adult Population by Financial Status

Financial Status	Number	%
Below Poverty Guideline	54,453	12.9
Below 125% of Poverty Guideline	79,084	18.8
Housing Costs Exceeding 30% of Income	99,993	33
Using SNAP Benefits	57,572	19
Eligible for SNAP Benefits	78,783	26

Sources: Florida Department of Elder Affairs, 2017; American Fact Finder, 2016, ALICE Report, 2017

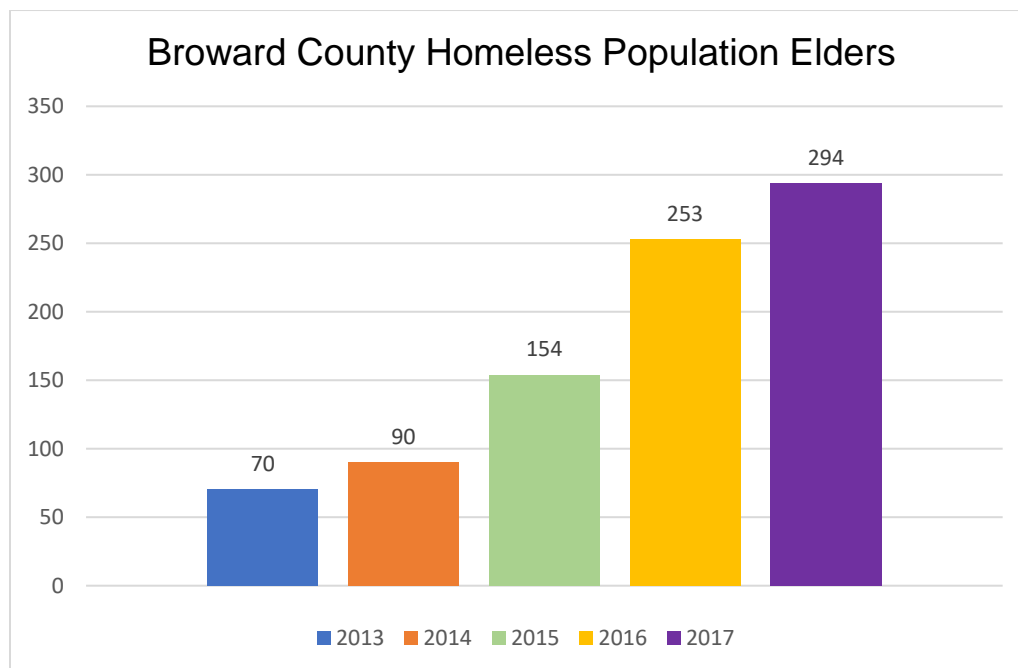
Broward County Older Adult Population Poverty Rates by Municipality

Top 5 Highest Poverty Rates by Municipality	Percentage of 65+ Population Below Poverty Guideline
Lauderdale Lakes	25.8
Pompano	23.4
Lauderhill	23.1
North Lauderdale	22.4
Deerfield Beach	17.7

Source: American Fact Finder, 2016

Homeless Data

The following chart indicates the consistent increase in older adult homeless persons among Broward County's homeless population. Similar to the general population, the homeless population is also aging.



Source: Homeless Point-In-Time Count, 2013-2017

Health Data

The following table represents the prevalence of health indicators among Broward County's older adult population

Broward County Older Adults Population Health Indicators

Health Indicator	Number	%
Reporting Poor Physical Health	92,721	30.6
Hypertension	194,835	64.3
High Cholesterol	149,080	49.2
Diabetes	94,539	31.2
Obesity	76,684	25.3
One Disability	59,672	14.2
Two or More Disabilities	72,564	17.2
Hearing Impairment	43,902	10.4
Vision Impairment	25,478	6
Ambulatory Impairment	88,380	21
Self Care Impairment	31,690	7.5
Cognitive Impairment	37,137	8.8
Alzheimer's Disease	40,210	9.6
Reporting Fair to Poor Mental Health	19,696	6.5
Reporting Chronic Depression	77,874	25.7
Bring Drinking	15,151	5
Tobacco Use	18,787	6.2
Difficulty Accessing Healthcare	58,481	19.3
Medically Underserved	40,637	9.7
Medicaid Eligible	61,364	14.6
Medicaid Medicare Dual Eligible	53,912	12.8

Sources: Florida Department of Elder Affairs, 2017; Broward Regional Health Planning Council, 2015

Caregiver Data

The following tables represent caregiver data associated with Broward County's older adult population. Data from the caregiver assessment demonstrates caregivers reporting limited burden and general capacity and fulfillment in their caregiver role.

Broward County Grandparents Raising Grandchildren

Status	Number
Grandparent Responsible for Own Grandchildren	6,652

Source: Florida Department of Elder Affairs, 2017

Older Adult Caregiver Assessment Data

Caregiving Indicator	%
Caregiver Age 55 - 64	30
Caregiver Age 65 - 74	27.4

Caregiver Age 75 - 84	19.6
Caregiver Age 85+	3.7
Some Negative Financial Difficulties	11.4
Substantial Financial Difficulties	6.6
Some Emotional Difficulties	23.7
Substantial Emotional Difficulties	13.5
Some Physical Difficulties	11.8
Substantial Physical Difficulties	6.3
Some Stressors	27.1
Substantial Stressors	18.8
Some Time Constraints	26.4
Substantial Time Constraints	15.1
Some Confidence	34.8
Substantial Confidence	45.5
Some Increased Bond with Care Recipient	21.2
Substantial Increased Bond with Care Recipient	68.7
Some Satisfaction	12.5
Substantial Satisfaction	86.5

Sources: Florida Department of Elder Affairs, 2014; AgingStats, 2011

Sally's Story

Sally is a divorced female who recently celebrated her 75th birthday. She is still working because she requires the income to meet her monthly expenses. Sally indicates she has never made enough money to accumulate savings. In fact, she reports that if she has an emergency that requires her to use her money, she might be only one crisis away from not being able to pay her bills including her living expenses. This is considerably troubling for Sally as she is beginning to experience some health issues.

NOTE: The stories provided in this report are real, but de-identified.

CURRENT SERVICE SYSTEM

HIGHLIGHTS

An array and continuum of community-based services exists in Broward County to support older adults and their caregivers

The Aging and Disability Resource Center of Broward County is the primary planning, funding, coordinating, and monitoring entity for elder care services

Broward County Elderly and Veterans Services Division is Broward’s lead case management, community care, and behavioral health provider for older adults

Four regional focal point senior center serve the NE, NW, SE, and SW areas of the county

Several Broward County municipalities offer older adult programming

Approximately 22,645 older adults are currently receiving publicly-funded elder care services

Private for-profit providers also comprise elder care services within Broward County

The information presented below represents the composition Broward County’s current aging services delivery system.

Publicly-Funded Network

The following table reflects services supported by the Aging and Disability Resource Center of Broward County, Broward County’s area agency on aging. Many of these services require functional impairment and/or financial eligibility.

SERVICE	DESCRIPTION
Elder Helpline	Information, referral, and intake for publicly funded services
Community Care for the Elderly	Case management and in-home and community-based services provided through a lead agency (Broward County Elderly and Veterans Services Division); Services include personal care, homemaking, chore services, respite care, health support, emergency alert response, material aid, and medical equipment
Home Care for the Elderly	Case management and caregiver financial stipend and support for in-home care of a low-income elder
Statewide Medicaid Managed Care Long Term Care Program	Case management and in-home and community-based services provided to Medicaid eligible older adults through a managed care organization and network

Alzheimer's Disease Initiative	Respite and caregiver training and support for households with a Alzheimer's diagnosed elder
Home Delivered Meals	Home delivered nutrition programming
Congregate Meals	Congregate site-based nutrition programming
Senior Centers and Recreation	Facility-based social, recreational, and therapeutic programming
Adult Day Care	Protective facility-based therapeutic, social, and health services for cognitive and functionally impaired elders; Site-based respite
Respite RELIEF	Evening and weekend in-home respite provided by trained volunteers
Health Promotion	Wellness and disease prevention programming including evidence-based interventions such as Counseling, Matter of Balance, Arthritis Exercise Program, Tai Chai, Chronic Disease Self-Management, Diabetes Self-Management, Powerful Tools for Caregivers, and Walk with Ease
Home Repair and Improvement	Minor home repairs and improvements
Legal Assistance	Legal counsel and representation to address and resolve elder legal issues and matters
Health Insurance Assistance	Counseling and guidance with health insurance matters
Emergency Home Energy Assistance	Cash assistance for low income elders to resolve home energy emergencies

Broward County Elderly and Veterans Services supplements the local aging network with the following services:

SERVICE	DESCRIPTION
Behavioral Health Services	Specialized case management and supportive services for older adults with behavioral health diagnoses and conditions
Consumer Directed Care	A stipend match program for elder households to leverage their own resources toward their in-home care needs
Elder Housing First	A homeless prevention and housing assistance program for at-risk older adults
Community Care for the Elderly Waitlist Reduction Program	Case management and in-home and community-based services provided to remove elders from the Community Care for the Elderly waitlist
Emergency Case Management Assistance	Temporary and transitional case management support for elders facing financial and other emergency situations
Veteran Services	Veteran benefit acquisition assistance for veterans and their dependents, including for elder care
Veteran-Directed Home and Community Based Services	An in-home and community-based stipend program for veterans to coordinate their care and defer institutionalization

The following table represents the present number of elders served by the current local publicly-funded aging services delivery system:

PROGRAM AREA	CURRENT ELDERNS SERVED (Contains some duplication)
Alzheimer's Disease Initiative	334
Community Care for the Elderly	3,663
Emergency Home Energy Assistance	618
Home Care for the Elderly	282
Local Service Programs (<i>Senior Centers, Adult Day Care, Home Repair and Improvement</i>)	2,292
Statewide Medicaid Managed Care Long Term Care Program	7,973
Older American Act funded programs (<i>Elder Helpline, Home Delivered Meals, Congregate Meals, Senior Centers, Adult Day Care, Health Promotion, Legal Assistance, Home Repair and Improvement, Health Insurance</i>)	4,564
RELIEF	91
Behavioral Health Services	378
Consumer Directed Care	35
Elder Housing First	33
Community Care for the Elderly Waitlist Reduction Program	100
Emergency Case Management Assistance	592 (<i>Annually</i>)
Veteran Services (<i>not all elders</i>)	1,655 (<i>Annually</i>)
Veteran-Directed Home and Community Based Services (<i>not all elders</i>)	35
TOTAL	22,645

Private For-Profit Network

Private for-profit providers also comprise Broward County's elder care system. The following table represents the prevalence of private for-profit elder care services in Broward County:

SERVICE	AMOUNT
Licensed Medical Doctors	4,780
Licensed Specialists	1,720
Licensed Registered Nurses	25,103
Home Health Agencies	234
Homemaker & Companion Services Companies	176
Hospitals	24
Hospital Beds	6,523
Adult Family Care Homes	15
Adult Family Care Home Beds	69
Assisted Living Facilities	249

Assisted Living Facility Beds	7,636
Skilled Nursing Facilities	40
Skilled Nursing Facility Beds	4,672

Source: Florida Department of Elder Affairs, 2017

It is reported that there is limited interface and coordination between the private for-profit and non-profit networks. This includes between the medical community, hospital systems, and publicly-funded network.

Facilitated System of Care Session

A facilitated session was conducted with system of care providers during which they discussed aging network strengths, opportunities for improvement, and recommendations for system enhancements. The following table summarizes their feedback:

STRENGTHS	Dedicated professionals
	Institutional knowledge
	Service array and variety
	County-wide services
	Comprehensive assessment process
	Practitioner comradery
	Volunteer support
	Affluent community of potential donors
OPPORTUNITIES FOR IMPROVEMENT	Better educate elders and caregivers on what's available
	Improve access to services
	Coordinate care through a centralized portal and coordinated database
	Consider a universal case management approach
	Increase funding and service capacity
	Partner with other institutions and industries (i.e. health care, managed care, housing communities, faith-based organizations, educational institutions)
	Offer professional development for network staff
	Stabilize the workforce and reduce turnover
	Expand transportation alternatives (i.e. Uber, Lyft)
	Convene network agencies regularly
	Improve advocacy and collective advocacy
	Develop a professional awareness campaign
RECOMMENDATIONS	Utilize a public relations firm
	Promote positive aging
	Brand elder issues as more appealing
	Share personal and human interest stories about elders
	Employ multiple channels of communication, media, and technology
	Connect 2-1-1 Broward and the Elder Helpline*

	Partner with first responders, community health workers, and other gatekeepers (i.e. mail carriers, bank personnel, pharmacists)
	Determine and develop public/private partnerships
	Conduct regular interagency and collaboration meetings*
	Create a universal information release and management system
	Increase legislative advocacy
	Advocate for a senior services taxing district
	Establish a steering council to implement analysis results

*NOTE: These activities were initiated during the time this elder analysis was being conducted.

Lori's Story

Lori's is part of the sandwich generation. She is the caregiver for her elderly parents as well as for her children. Over the past year, Lori's mother has experienced increasing cognitive impairment that has made it difficult her to fulfill activities of daily living which include caring for Lori's father who has multiple physical health issues and limited mobility. Lori initially struggled to locate services for her parents who have limited resources and no long-term care insurance coverage. Lori eventually learned, through her parents' neighbor, about the Elder Helpline operated by the Aging and Disability Resource Center of Broward County. Lori contacted the Elder Helpline and was connected with respite services and case management. Lori reports that the assistance of the case manager along with the supportive services has made a most difficult situation manageable.

NOTE: The stories provided in this report are real, but de-identified.

"I think that this Elder Analysis report is long overdue. The lack of coordination among senior services providers is a growing issue, especially considering we have one of the largest senior populations in the nation. We lack the funding and resources to meet basic needs for our seniors and also need a comprehensive plan on how to ensure that our elders receive the care and respect that they deserve."

*Sandra Veszi Einhorn, Executive Director
Coordinating Council of Broward / Nonprofit Executive Alliance of Broward*

CURRENT RESOURCE INVESTMENT

HIGHLIGHTS

The Aging and Disability Resource Center of Broward County’s local aging service system funding is \$17,506,773

Broward County Government invests an additional \$3,860,346 into local elder care services

\$2.4 million in philanthropic funding is currently invested by the Community Foundation of Broward, Jewish Federation of Broward County, and United Way of Broward County

Primary funding for elder care services is provided by the Aging and Disability Resource Center of Broward County through federal and state allocations as well as through local match funds. Broward County Government also supports elder care services with county general revenue funding. Philanthropic funding from the Community Foundation of Broward Jewish Federation of Broward County, and United Way of Broward County adds to the local investment in services for older adults and their caregivers. Analysis of all these funding investments does not appear to demonstrate duplication of allocations.

Aging and Disability Resource Center of Broward County

The following table represents the Aging and Disability Resource Center of Broward County’s currently funding sources and amounts for the local aging services system:

REVENUE SOURCE	ANNUAL DOLLAR AMOUNT
Federal Older Americans Act	\$ 7,307,636.00
Local Service Program Dollars	\$ 1,281,925.00
State General Revenue	\$ 8,917,212.00
TOTAL	\$ 17,506,773.00

“As a community, our responsibilities are for people 60 years of age and older who represent the senior population the Aging and Disability Resource Center of Broward County is mandated to serve.”

Edith Lederberg, Executive Director
Aging and Disability Resource Center of Broward County

Broward County Government

The following tables reflect Broward County’s current general revenue investment in local elder care services:

PROGRAM	COUNTY FUNDING
Behavioral Health Services Matching Funds	\$ 24,836.00
Behavioral Health Services Administration	\$ 351,770.00
Community Care for the Elderly Matching Funds	\$ 682,050.00

Consumer Directed Care Stipend Program	\$ 101,050.00
Elder Housing First	\$ 215,100.00
Community Care for the Elderly Waitlist Reduction Initiative	\$ 500,000.00
Case Aide Home Visit Team	\$ 129,250.00
Customer Emergency Assistance	\$ 1,171,370.00
Areawide Council on Aging (ADRC) Match	\$ 684,920.00
TOTAL	\$ 3,860,346.00

	GENERAL FUND	GRANT/CONTRACTS	TOTAL
Total Human Services Department Budget (excluding mandated payments)	\$ 83,717,740.00	\$ 52,306,740.00	\$ 136,024,480.00
Estimated Funding for Senior Services	\$ 7,690,798.00	\$ 13,504,367.00	\$ 21,195,165.00
% of Funding for Senior Services	9%	26%	16%

“In anticipation of the inevitable silver tsunami, the Broward County Board of County Commissioners took a bold and proactive position in 1977 toward the provision of senior services, establishing a lead agency to develop best practices and to provide services to the County’s aging population. Broward County has been collaborating with the Aging and Disability Resource Center of Broward County since 1985 to ensure that both the County’s dedicated investment and the Aging and Disability Resource Center’s funding and service offerings are fully and appropriately utilized to benefit to our most frail neighbors, creating opportunities to live with dignity in the least restrictive home setting.”

Andrea Busada, Director
Broward County Elderly and Veterans Services Division

Community Foundation of Broward

The Community Foundation of Broward’s investment in local elder care related programs and services is \$502,493.00. This investment represents grants ranging from \$10,000 to \$80,000. The following table provides a sample of grantees and funded supports:

GRANTEE	PROGRAM / SERVICE
Mount Olive Development Corporation	Senior Connection Socialization and Support
N.E. Focal Point C.A.S.A.	Alzheimer’s Caregiver Support
Impact Broward	Caregiver Assistance
Center for Hearing & Communications	Case Management, Hearing Screening, Assistive Devices, and Counseling
Lighthouse of Broward	Case Management, Visually-impaired Supports
ARC Broward	Senior Day Programming for Developmentally Disabled Older Adults
Memorial Healthcare Foundation	Case Management, Environmental Scans, Education, Socialization, and Fall Prevention
Light of the Word Clinic	Medical Care
Monarch Care	Support Services
The Pet Project for Pets, Inc.	Senior Pet Owner Financial Support for Pet Care

“The Fundholders of the Community Foundation of Broward are leaders, innovators, and doers who refuse to sit on the sideline waiting for someone else to fix a system that has left so many Broward seniors struggling to maintain a good quality of life. The underlying issues are complex, and the solutions will need to be big and bold. This study provides information we can use to ensure grants from Foundation Funds create the right kind of safety-net that enables older residents to live life to the fullest. Broward’s seniors deserve no less”

Linda Carter, President/CEO
Community Foundation of Broward

Jewish Federation of Broward County

The following table represents the Jewish Federation of Broward County’s funding investment in local elder care related programs and services:

PROGRAM (*Older adults among service recipients)	FUNDING
Cantor Center (Senior Center, Adult Day Care, Outreach)	\$ 197,060.00
Impact Broward (Relief for Caregivers)	\$ 12,000.00
Meals on Wheels (Homebound Home Delivered Meals)	\$ 75,000.00
Jewish Family Services (Caregiver Support, Case Management, Financial Assistance, Domestic Violence Prevention, Counseling, Food Pantry, Disable Adult Assistance, Holocaust Survivors)	\$ 606,635.00
Jewish Community Centers (Food Pantry, Disabled Adult Assistance)	\$ 75,000.00
Federation (Indigent Burial)	\$ 5,000.00
TOTAL	\$ 970,695.00

“Non-profits stand as the safety net for many of those in need in our Broward community. Coming together as a collaborative is one of the most effective means for ensuring that this safety net is strong and secure.”

Michael Balaban, President/CEO
Jewish Federation of Broward County

United Way Broward County

The following table represents United Way of Broward County’s funding investment in local elder care related programs and services:

PROGRAM (*Older adults among service recipients)	FUNDING
Broward Partnership for the Homeless	\$ 100,000.00
Henderson Behavioral Health/Helping Individuals Live Longer	\$ 100,000.00
Luz Del Mundo Light of the World Clinic/Helping Everyone Achieve Life Through Health	\$ 173,574.00
Memorial Foundation/LivWell	\$ 100,000.00
Sunshine Social Services (SunServe)/LGBTQ Health & Wellness Care Coordination	\$ 85,128.00
YMCA of Broward County/911 Super-Utilizers Connect	\$ 150,000.00
Hispanic Unity of Florida/Volunteer Income Tax Assistance	\$ 40,000.00
Jewish Family Services/Emergency Assistance & Homeless Prevention	\$ 72,438.00
Impact Broward/Foster Grandparent Program	\$ 107,050.00
TOTAL	\$ 928,190.00

“United Way of Broward County is proud to once again collaborate with the Community Foundation of Broward and the Jewish Federation of Broward County to support the new alliance to aid the aging population in Broward County. There is a dire need to identify and fill the many gaps within this demographic.”

Kathleen Cannon, President/CEO
United Way of Broward County

STAKEHOLDERS' PERSPECTIVE

HIGHLIGHTS

Regardless of research activity, stakeholders' response themes remained consistent

Regardless of stakeholder group, identified issues and priorities were consistent

Stakeholder feedback can be thematically grouped into four primary categories:

- **Community Perception**
- **Systemic Issues**
- **Economic Issues and Affordability**
- **Well-being and Wellness Promotion**

It should be noted that findings were consistent among older adults and caregivers regardless of age, gender, race/ethnicity, and sexual orientation/gender identity; among the diverse community stakeholder groups; and between elders, caregivers, and stakeholders.

Methodology

Extensive and diverse stakeholder feedback was obtained through the research activities employed in this comprehensive older adult analysis. Both quantitative and qualitative methods were employed to obtain stakeholder feedback. The following specific research methodologies were utilized:

- Targeted Focus Groups
- Public Forums
- Stakeholder Surveying
- Stakeholder Interviews
- Facilitated System of Care Session
- Preliminary Report Briefing

Participants

The following table indicates the level of participation in each stakeholder activity:

ACTIVITY	LEVEL PARTICIPATION
6 Targeted Focus Groups	80 Participants
2 Public Forums	65 Participants
Stakeholder Surveying	260 Completed Surveys
Stakeholder Interviews	25 Interviewees
Facilitated System of Care Session	50 Participants

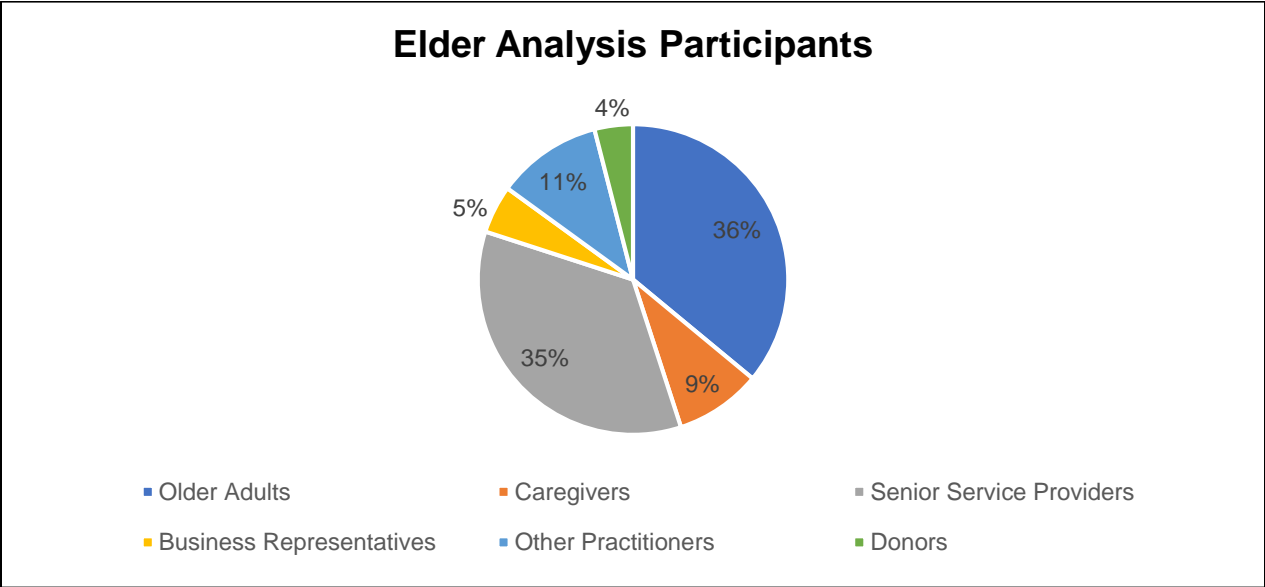
Preliminary Report Briefing	20 Participants
TOTAL	500

The following table represents the type of participants in each stakeholder activity:

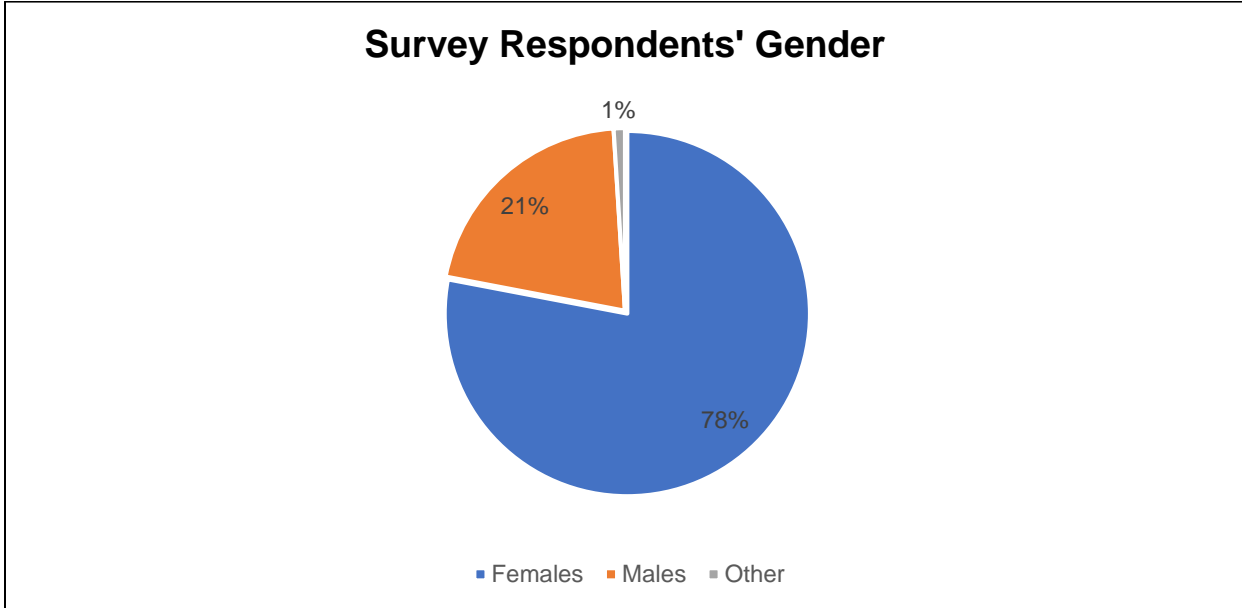
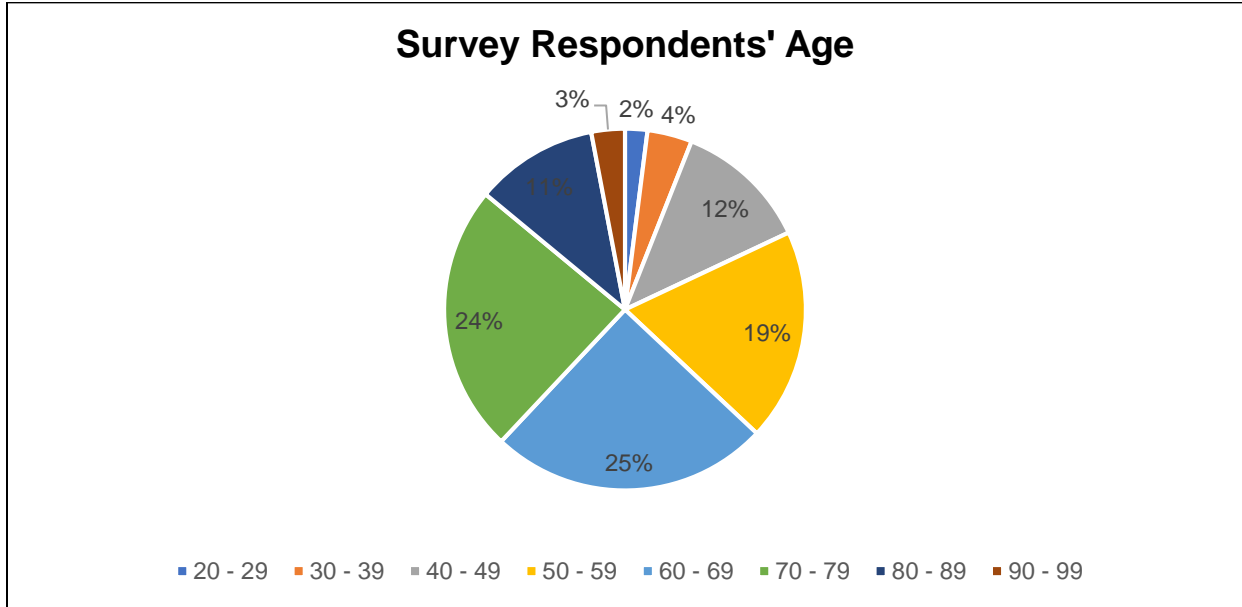
ACTIVITY	TYPE OF PARTICIPANTS
6 Targeted Focus Groups	Older adults, elder veterans, caregivers, donors, elder care industry and business community representatives, senior service providers, and other practitioners
2 Public Forums	Older adults, elder veterans, caregivers, philanthropists, senior service providers, and other practitioners
Stakeholder Surveying	Older adults, elder veterans, caregivers, senior service providers, and other practitioners
Stakeholder Interviews	Senior service providers, elder care experts, academicians, philanthropists, and other practitioners
Facilitated System of Care Session	Senior service providers
Preliminary Report Briefing	Philanthropic organization leadership, personnel, board members, donors, and community partners

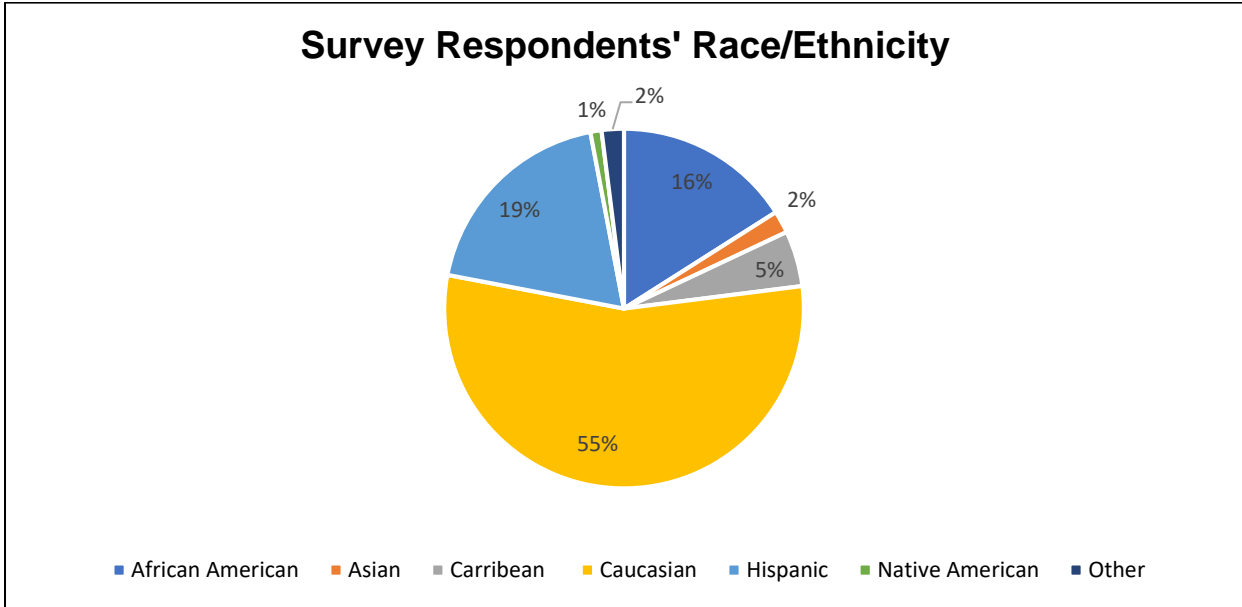
Sample

As considerable effort was made to ensure stakeholder diversity within the evaluation activities, the following diagram represents the stakeholder diversity of participating individuals:



The stakeholder survey also captured age, gender, and racial/ethnicity data on respondents. The following diagrams represent the age, gender, and racial/ethnic diversity of stakeholder survey respondents:





Results

As a result of the stakeholder research and analysis activities, primary response themes surfaced among respondents in all research endeavors. The following table summarizes the primary results in major thematic response categories and subcategories:

THEMATIC CATEGORIES	SUBCATEGORIES
<p>Poor Perception of Elders <i>Community Perspective</i></p>	Limited appreciation for older adult population
	Tendency to define older adults by disability, limitation, and burden rather than by experience, contribution, and asset
	Presence of ageism
	Importance of intergenerational engagement
<p>Holes in the Safety Net <i>Systemic Issues</i></p>	Limited awareness and information on available services and resources
	Limited access to available services and resource
	Difficulty navigating elder care service access and provision
	Difficulty navigating the health care system
	Service fragmentation and lack of coordination among service providers
	Disconnect between primary and hospital care and community-based services
	Disconnect between non-profit and for-profit organizations
	Lack of trust in current system
	Service demand exceeds current funding level
	Significant waitlist for services
	Local transportation and paratransit system inadequate

<p>Limited Finances</p> <p><i>Economic Issues and Affordability</i></p>	Lack of affordable housing
	Lack of affordable specialized senior housing (i.e. combined housing and support services model)
	Increased cost of living
	Living on fixed income
	Out-living resources
	Out of pocket medical and health care expenses
<p>Effects of Isolation</p> <p><i>Well-being and Wellness Promotion</i></p>	Elder loneliness and isolation
	Elder emotional health
	Elder “orphans” (i.e. without spouses, children, caregivers)
	Ability and supports to age in place
	Inadequate resources and services for home modifications and repairs
	Limited outreach
	Limited prevention and early intervention
	Caregiver burden
	Importance of purposeful activity (i.e. employment, civic engagement)

“Broward County has a significant LGBT older adult population and including their participation was essential to this analysis. It is imperative that our community continue to work together to be inclusive and responsive to all its members.”

David Jobin, President/CEO
Our Fund Foundation

GAPS ANALYSIS

HIGHLIGHTS

6,506 older adults are waitlisted for elder care services in Broward County

2-1-1 Broward older adult callers identify housing assistance, public/community services, and emotional distress as their primary unmet needs

Senior subsidized housing communities throughout Broward County have extensive waitlists with hundreds of applicants and over two year waiting periods

The current aging services network lacks the resources and capacity to meet the elder care requirements of at-risk and impaired older adults in Broward County. In addition to Aging and Disability Resource Center of Broward County helpline and waitlist information, data associated with unmet community needs as presented by older adult 2-1-1 Broward callers is also provided.

Aging and Disability Resource Center of Broward County Helpline

In 2017, the Elder Helpline operated by the Aging and Disability Resource Center of Broward County assisted **44,480 callers**, which represented an *increase of 4,464 callers* from 2016. According to Aging and Disability Resource Center of Broward County Helpline staff, the following list represents the most frequent requests from callers:

- In-home assistance such as personal care, homemaking, and respite services
- Caregiver respite services
- Low income and subsidized housing assistance

In most instances, callers are currently waitlisted for these services and supports.

Aging and Disability Resource Center of Broward County Waitlist

The following table reflects the current waitlist for local aging services:

PROGRAM AREA	Number of Elders Waitlisted (<i>Contains some duplication</i>)
Alzheimer's Disease Initiative	113
Community Care for the Elderly	1,654
Emergency Home Energy Assistance	0
Home Care for the Elderly	152
Local Service Programs (<i>Senior Centers, Adult Day Care, Home Repair and Improvement</i>)	34
Statewide Medicaid Managed Care Long Term Care Program	3,164

Older American Act funded programs (<i>Elder Helpline, Home Delivered Meals, Congregate Meals, Senior Centers, Adult Day Care, Health Promotion, Legal Assistance, Home Repair and Improvement, Health Insurance</i>)	1,376
Behavioral Health Services (<i>Provided by Broward County Elderly and Veterans Services Division</i>)	13
TOTAL	6,506*

*NOTE: Does not represent elders and caregivers in need who have not accessed assistance and/or may be unaware of the local aging services system

The following table contains the estimated costs associated with waitlisted elders:

PROGRAM AREA	Number of Elders Waitlisted (Contains some duplication)	Average Cost per Individual
Alzheimer's Disease Initiative	113	In Home: \$1,132 / month In Facility: \$1,618.10 / month
Community Care for the Elderly	1,654	\$526 / month
Emergency Home Energy Assistance	0	Up to \$600.00 / benefit
Home Care for the Elderly	152	\$176.22 month
Local Service Programs (<i>Senior Centers, Adult Day Care, Home Repair</i>)	34	Senior Center: Undetermined Adult Day Care: \$655 / month Home Repair: \$117.64
Statewide Medicaid Managed Care Long Term Care Program	3,164	Unknown
Older American Act funded programs (<i>Elder Helpline, Home Delivered Meals, Congregate Meals, Senior Centers, Adult Day Care, Health Promotion, Legal Assistance, Home Improvement, Health Insurance, Chore Services</i>)	1,376	Helpline: Undetermined Home Delivered Meals: \$1420.16 Congregate Meals: \$757.86 Health Promotion: Undetermined Legal Assistance: \$232 Home Improvement: \$836.35 Health Insurance: Undetermined Chore: \$227.61

2-1-1 Broward Caller Unmet Needs

The following table represents 2-1-1 Broward older adult caller data:

Year	Age 60+ Call Volume	Age 65+ Call Volume	Age 80+ Call Volume
2016 Total*	12,689	6,792	1,259
2017 Total*	9,484	5,669	1,127
2016 Suicide Risk	92	55	7
2017 Suicide Risk	72	40	4
2016 Disabled Household Member	7,226	4,056	752
2017 Disabled Household Member	5,714	3,445	668
2016 Military Household Member	996	652	152

*NOTE: Only represents individuals who are knowledge of resource and made contact

The following table reflects 2-1-1 Broward older adult callers' unmet needs, presenting housing, public/community services, and emotional distress as their primary concerns:

Year	Age 60+ Top 3 Major Needs	Age 65+ Top 3 Major Needs	Age 80+ Top 3 Major Needs
2016 General Concerns	Basic Needs Mental Health Community Services	Basic Needs Community Services Mental Health	Basic Needs Community Services Health and Wellness
2017 General Concerns	Basic Needs Mental Health Community Services	Basic Needs Community Services Mental Health	Basic Needs Community Services Health and Wellness
2016 Specific Issues	Shelter Housing General Support	Shelter Housing Public Services	Public Services Housing Stress
2017 Specific Issues	General Support Housing Stress	Housing Stress Public Services	Public Services Stress Disaster Recovery

The following table represents data on the current number of elders served by the 2-1-1 Broward Senior Touchline that conducts daily check-in calls with older adults:

FEATURE	DETAILS
Current Number of Senior Touchline Clients	212
Average Client Age	82
Youngest Client	60
Oldest Client	106
Top Five Residential Municipalities	Deerfield Beach Tamarac Sunrise Coconut Creek Hollywood

Review of 2-1-1 data demonstrates the importance of basic needs as well as health and wellness regardless of an elder's age. This further supports the results of the conducted stakeholder surveying within this elder analysis.

Adult Protective Services

Adult Protective Services administered by the Florida Department of Children and Families investigates elder abuse, neglect, and exploitation. The following table reflects 2017 investigations and verified cases by category:

CATEGORY	NUMBER
Investigated Abuse	1,174
Verified Abuse	63
Investigated Neglect	1,629
Verified Neglect	97
Investigated Exploitation	692
Verified Exploitation	74

Adult Protective Services investigations decreased by 311 from 2016 and 2017 while verifications increased by 17 between 2016 and 2017.

Jack's Story

My aunt was waitlisted for elder care services in Broward County and remained on that waitlist for close to two years. In the time that she stayed on the waitlist, she was placed in a nursing home and died. It would have been much more cost efficient to serve her at home, and more importantly, perhaps she would have experienced a better quality of life and the dignity she deserved which might have minimized her deterioration. It seems that the system is crisis-driven, and even some elders in crisis can't get the services they need.

NOTE: The stories provided in this report are real, but de-identified.

“The work of the Community Foundation of Broward, Jewish Federation of Broward County, and United Way of Broward County in completing a comprehensive older adult analysis in Broward County is vital to our community, showcasing the responsiveness of these organizations to older adult needs, emphasizing the value of collaboration, and underscoring the City of Fort Lauderdale’s commitment to its seniors.”

**Ben Sorensen, Vice Mayor
City of Fort Lauderdale**

CONSIDERATIONS

HIGHLIGHTS

Broward County has an existing and increasing older adult population

Demand for elder care services already exceeds local funding and resources and is anticipated to increase as the elder population grows

The baby boomer generation is likely to have different service and support expectations

The Broward County aging network is comprised of quality services as well as competent and dedicated professionals

An opportunity exists to increase coordination and innovation among senior service providers

Philanthropic activities and investments can be approached in partnership with key elder care stakeholders

A collective role exists for the Community Foundation of Broward, Jewish Federation of Broward County, and United Way of Broward County to enhance local services and supports for older adults and their caregivers. The organizations' collaborative efforts to commission and conduct this comprehensive analysis seems to have advanced their positive community reputation, particularly among elder care service providers. The aging network appears positioned to work in partnership with the organizations to bring enhancements to the existing system of care.

Affordable housing and transportation were frequently mentioned by stakeholders in all research activities. Affordable housing was an identified critical issue in the 2006 - 2007 Elder Analysis, and Transportation was a presented need in both the 2001 and 2006 - 2007 Elder Analyses. It seems essential, therefore, to briefly discuss affordable housing and transportation as viable considerations for an investment by the organizations. In doing so, it is important to also consider the feasibility and capacity that an investment in affordable housing and transportation might require.

Affordable Housing

Broward County is currently faces an affordable housing crisis, and participating stakeholders presented this community issue. This crisis affects older adults who live on a fixed and limited incomes as well as those who are out-living their resources. The cost of living in Broward seems to be outpacing low and moderate income elders who are struggling financially and/or significantly spending down their assets.

For those older adults who rent, subsidized housing opportunities practically do not exist. Senior subsidized housing communities have extensive waitlists, low vacancy rates, and extended time periods before leasing new tenants. The county's cost of living also has negative implications for older adult homeowners, particularly for those who face increasing home maintenance, community assessments, and insurance expenses.

While affordable housing is a critical community issue, making an investment in affordable would seem to take considerable resources. The organizations may wish to continue to participate in community planning, collaboration, and advocacy, but may not want to make their first collective investment in this area.

Transportation

Transportation is another community priority mentioned by participating stakeholders. Respondents indicate that Broward County has an inadequate transportation system and a paratransit system is not user-friendly nor affordable. Lack of transportation can increase older adult isolation and risk. Transportation options and alternatives are needed, and they could be explored and supported.

While transportation is certainly an important community issue, there seem to be major systemic issues that would need to be addressed to improve services for older adults. With regard to transportation, the organizations may wish to participate in community planning, collaboration, and advocacy, but may not want to make their first collective investment in this area.

FUTURE INVESTMENT

Vision

Essential components for an effective elder care system include the following:

- An operational and accessible coordinated multi-provider and cross-disciplinary service system
- Person-centered services with respect for choice, empowerment, and dignity
- Programming designed and based on a proactive health promotion framework
- Attention given to perceptions of aging and elders
- Fundamental needs are met
- Range of safe, affordable, and supported living arrangements are available
- Quality physical and mental health supports are in place
- Diverse social engagement options are plentiful
- Support are provided to caregivers
- Social determinants of well-being are considered
- Resources are mobilized, leveraged, and shared
- Decision and activities are data-driven

- Advocates for elder issues are effective

Strategies

The following strategies are presented for the organizations’ consideration in defining their immediate role and funding investment to augment elder care services and supports in Broward County based on the analysis findings:

- **Develop a long-term financing plan that includes the establishment of a specialized fund for elder care services**
- **Create, support and launch a social marketing campaign associated with older adults and elder care services**
- **Invest in capacity building and system of care infrastructure activities**
- **Fund a demonstration project**

The following table highlights these strategies along with actions for implementation:

<p>Strategy I: Develop a long-term financing plan that includes the establishment of a specialized fund for elder care services</p>	<p>Seek partnership with other foundations and philanthropic entities</p> <p>Establish a diverse advisory / coordinating body to provide ongoing advisement</p> <p>Consider a funded position to support fund administration</p> <p>Engage the Aging & Disability Resource Center of Broward County and Broward County government to collectively leverage and maximize resources</p>
<p>Strategy II: Create, support and launch a social marketing campaign associated with older adults and elder care services</p>	<p>Consider engaging/hiring a marketing and public relations firm</p> <p>Promote positive aging and health promotion</p> <p>Enhance community perception of older adults and their contributions</p> <p>Improve community awareness of availability of and accessibility to elder care services and support</p> <p>Partner with the Aging & Disability Resource Center of Broward County Elder Helpline and 2-1-1 Broward to ensure responsive, coordinated, and user-friendly outcomes</p> <p>Partner with first responders and gatekeepers to serve as a link for elders</p> <p>Consider multiple marketing, media, technological, and social media venues</p> <p>Partner with AARP to support campaign</p>

<p>Strategy III: Invest in capacity building and system of care infrastructure activities</p>	<p>Fund professional development for elder care leadership and personnel</p> <p>Work with the Aging & Disability Resource Center of Broward County and Florida Department of Elder Affairs to establish a centralized client data management system for the local aging provider network to advance coordinated care</p> <p>Fund capacity building grants to agencies working on interagency collaborative care</p> <p>Provide mini matching grants to municipalities to adopt the “age-friendly” community initiative, requiring them to develop, implement, track, and report on a community specific action plan; Consider those municipalities with the largest older adult populations and/or the greatest number of seniors living in poverty</p>
<p>Strategy IV: Fund a demonstration project</p>	<p>Fund a multi-agency case management initiative to provide system navigation for elders and caregivers</p> <p>Fund the project as a waitlist diversion pilot, working with the Aging and Disability Resource Center of Broward County and Broward County Elderly and Veterans Services Division as key partners including to leverage resources</p> <p>Require an evidence-based caregiver support component</p> <p>Require a gatekeeper component modeled after the evidence-supported practice initiated in the State of Washington</p> <p>Consider evidence-based integrated collaborative care models</p>

The action plan that follows offers detailed activities to execute these suggested strategies.

Dignity in Aging

Comprehensive Broward County Older Adult Analysis

September 2017 - March 2018

RECOMMENDED ACTION PLAN

Commissioned by



Jewish Federation®
OF BROWARD COUNTY



Dated April 2018

RECOMMENDED ACTION PLAN

This action plan is provided to offer the Community Foundation of Broward, Jewish Federation of Broward County, and United Way of Broward County guidance to operationalize recommendations resulting from the Comprehensive Broward County Older Adult Analysis. This action plan is a “living document” to be updated and revised as it is executed.

Strategy I: Develop a long-term financing plan that includes the establishment of a specialized fund for elder care services			
ACTIVITIES	RESPONSIBILITY	TIMEFRAME	PROGRESS
Determine the initial investment from each organization to establish and launch the fund			
Assign development leadership staff from the three organizations to jointly draft a financing framework			
Seek partnership with other foundations and philanthropic entities			
Establish a diverse advisory / coordinating body to provide ongoing advisement			
Consider a funded position to support fund administration			
Engage the Aging & Disability Resource Center of Broward County and Broward County government to collectively leverage and maximize resources			
Strategy II: Create, support and launch a social marketing campaign associated with older adults and elder care services			
ACTIVITIES	RESPONSIBILITY	TIMEFRAME	PROGRESS
Assign marketing leadership staff from the three organizations to jointly draft a campaign framework			
Align the campaign with marketing the specialized fund for elder care services			
Consider engaging/hiring a marketing and public relations firm			
Promote positive aging and health promotion as part of the campaign			

Enhance community perception of older adults and their contributions			
Improve community awareness of availability of and accessibility to elder care services and support			
Partner with the Aging & Disability Resource Center of Broward County Elder Helpline and 2-1-1 Broward to ensure responsive, coordinated, and user-friendly outcomes			
Partner with first responders and gatekeepers to serve as a link for elders			
Consider multiple marketing, media, technological, and social media venues			
Partner with AARP to support campaign			
Strategy III: Invest in capacity building and system of care infrastructure activities			
ACTIVITIES	RESPONSIBILITY	TIMEFRAME	PROGRESS
Fund professional development for elder care leadership and personnel			
Work with the Aging & Disability Resource Center of Broward County and Florida Department of Elder Affairs to establish a centralized client data management system for the local aging provider network to advance coordinated care			
Fund capacity building grants to agencies working on interagency collaborative care			
Provide mini matching grants to municipalities to adopt the “age-friendly” community initiative, requiring them to develop, implement, track, and report on a community specific action plan; Consider those municipalities with the largest older adult populations and/or the greatest number of seniors living in poverty			

Invest in advocacy, including for a senior services taxing district			
Strategy IV: Fund a demonstration project			
ACTIVITIES	RESPONSIBILITY	TIMEFRAME	PROGRESS
Fund a multi-agency case management initiative to provide system navigation for elders and caregivers			
Fund the project as a waitlist diversion pilot, working with the Aging and Disability Resource Center of Broward County and Broward County Elderly and Veterans Services Division as key partners including to leverage resources			
Require an evidence-based caregiver support component			
Require a gatekeeper component modeled after the evidence-supported practice initiated in the State of Washington			
Require a percentage of senior households served to be among the 80+ population			
Align with evidence-based integrated collaborative care models			

APPENDIX I

CONTRIBUTING ORGANIZATIONS

The following organization participated in this Comprehensive Broward County Older Adult Analysis:

2-1-1 Broward
Aging and Disability Resource Center
ARC Broward
Broward Behavioral Health Coalition
Broward County Elderly and Veterans Services Division
Broward County Human Services Department
Broward County Sheriff's Office
Broward Health
Broward Regional Health Planning Council
Caregiver Media Group
Catholic Charities
Center for Hearing and Communication
Center for Independent Living
City of Fort Lauderdale
City of Deerfield Beach
City of Hallandale Beach
City of Miramar
City of Pembroke Pines
City of Pompano Beach (E. Pat Larking Senior Program)
City of Tamarac
City of Wilton Manors
Coast to Coast Legal Aid Services
Community Foundation of Broward County
Coordinating Council of Broward / Nonprofit Executive Alliance of Broward
Daniel D. Cantor Senior Center
Department of Children and Families Adult Protective Services
Florida Department of Health - Broward County
Hope Outreach
Holy Cross Hospital
Jewish Family Services
Jewish Federation of Broward County
John Knox Village
Lighthouse for the Blind
Meals on Wheels of South Florida
Memorial Healthcare System
Mount Olive Development Corporation
Nonprofit Executive Alliance of Broward
Northeast Focal Point Senior Center
Northwest Federated Women's Club

Northwest Focal Point Senior Center
Nova Southeastern University
Our Fund Foundation
Pantry of Broward
Rebuilding Together Broward County
Responsive Home Health
South Florida Institute on Aging
Southwest Focal Point Senior Center
SunServe
The Pride Center at Equality Park
Urban League of Broward County
United Way of Broward County
YMCA of South Florida

APPENDIX II

DATA SOURCES

Reports, data, and information was accessed and obtained from the following sources to complete this Comprehensive Broward County Older Adult Analysis:

2-1-1 Broward
2001 Broward County Elder Analysis
2006 - 2007 Broward County Elder Analysis
AARP
Aging and Disability Resource Center
AgingStats
ALICE Report
American Community Survey
American Fact Finder
Broward County Government
Broward County Homeless Point-In-Time Count
Broward Regional Health Planning Council
Community Foundation of Broward
Data USA
Florida Department of Children and Families
Florida Department of Elder Affairs
Florida Department of Health
Florida Health Charts
Frameworks Institute
Jewish Federation of Broward County
Giving USA
SunSentinel
TownCharts
U.S. Census Bureau
US News and World Report
United Way of Broward County
United Way of Florida

APPENDIX III

PRIOR ELDER ANALYSIS ACTIVITIES, FINDINGS, and OUTCOMES

The following table outlines the activities, findings, and outcomes from the 2001 and 2006 - 2007 analyses conducted by Broward County Elderly and Veterans Services Division:

YEAR	2001	2006 - 2007
ANALYSIS ACTIVITIES	<ul style="list-style-type: none"> - Demographic Profile - Demographic Projections - Service System Inventory - Service Demand & Gap Analysis - Secondary Report & Data Analysis - Key Informant Interviews (<i>Leaders, Administrators, Providers, Community Stakeholders</i>) - Elder & Caregiver Surveying (<i>Paper - Provider Driven</i>) - Innovative Programming & Best Practice Research - Action Plan Recommendations 	<ul style="list-style-type: none"> - Demographic Profile - Demographic Projections - Service System Inventory - Service Demand & Gap Analysis - Secondary Report & Data Analysis - Key Informant Interviews (<i>Leaders, Administrators, Providers, Community Stakeholders</i>) - Elder & Caregiver Surveying (<i>Paper, Electronic & Focus Groups - Community Driven</i>) - Special Needs Population Analysis (<i>Abuse, Neglect & Exploitation; Mental Health; Substance Abuse; Development Disabilities; LGBT; HIV/AIDS; Homelessness; Criminal Justice Involvement</i>) - Innovative Programming & Best Practice Research (<i>Including Governance, Community Service Models & Social Marketing</i>) - Community Summit (<i>Review of Findings, Community Consensus Building & Business Planning</i>) - Action Plan Recommendations
FINDINGS	<p style="text-align: center;">General System</p> <ul style="list-style-type: none"> - Available resources do not meet current older adult service needs 	<p style="text-align: center;">General System</p> <ul style="list-style-type: none"> - Significant population increases projected based on baby boomers and longevity - Minority (<i>African American and Hispanic</i>) elder

	<ul style="list-style-type: none"> - Available services need to be reorganized to improve efficiency and effectiveness - Consumers cannot easily find and access information and help - Available services not culturally responsive <p style="text-align: center;">Top Elder Care Needs</p> <ul style="list-style-type: none"> - In-home care and assistance - Healthcare - Caregiver support - Transportation - Emergency financial assistance (<i>Including for prescription medication</i>) 	<p>population increasing greater than Caucasian non-Hispanic</p> <ul style="list-style-type: none"> - Consumers cannot easily find and access information and help - Aging network needs to streamline service intake and coordination - Service funding inadequate to meet needs - Funder collaboration and pooling resources needed <p style="text-align: center;">Top Elder Care Needs</p> <ul style="list-style-type: none"> - Affordable senior housing - In-home care and assistance (<i>Including home repair and rehabilitation</i>) - Healthcare - Economic sustainability - Caregiver support - Transportation - Disaster preparedness (<i>Hurricane Wilma experience</i>)
OUTCOMES	<p>Broward Aging Alliance established</p> <p>Legislative advocacy for funding increased (<i>Including Senior Services Taxing District proposal</i>)</p> <p>Area Agency on Aging piloted their Aging & Disability Center</p> <p>Broward County Elderly and Veterans Services Division launched consumer-directed care pilot</p> <p>Broward County Elderly and Veterans Services Division hosted cultural competency series for provider network</p>	<p>Broward County launched Affordable Housing Taskforce</p> <p>Broward County Elderly and Veterans Services Division launched centralized intake and customer relation unit</p> <p>Broward County Elderly and Veterans Services Division consumer-directed care initiative expanded</p> <p>Broward County Elderly and Veterans Services Division piloted an elder rapid rehousing homeless prevention project</p>

The Broward Aging Alliance that was established as a result of the 2001 Elder Analysis was operational for 10 years. The Alliance brought together diverse stakeholders who directly or indirectly represented and/or supported elder care services in Broward County. Alliance members worked together to execute collaborative and capacity building

initiatives. In 2011, the Broward Aging Alliance disbanded due to limited administrative support.

To date, the Aging and Disability Resource Center of Broward County administered by the local Area Agency on Aging and the Consumer-Directed Care Initiative administered by Broward County Elderly and Veterans Services Division remain operational. The Broward County Affordable Housing Taskforce remains active, and Broward County Elderly and Veteran Services Division's centralized intake/customer relations unit and elder rapid rehousing homeless prevention project are operational.

Research and Reporting Conducted by

Stephen Ferrante, PhD

Group Victory