

Comprehensive Community Prevention Action Plan


2015 - 2018

(Issue Date October 15, 2014)

(Revised on April 10, 2015)

TABLE OF CONTENTS

Executive Summary	3
Mission.....	3
Guiding Principles	3
Behavioral Health	4
Health Promotion.....	4
Strategic Prevention Framework	4
Capacity Building.....	5
Plan Development	5
Target Population	5
Current Trends	5
Mental Health.....	5
Substance Abuse	6
Current Resource and Capacity Assessment	8
Goals and Objectives	9
Implementation Strategies	9
Key Indicators	9
Future Capacity Building	12
Procurement Plan	12
Funding Allocation.....	12
Provider Development.....	14
Community Development.....	15
Evaluation Plan	15
Appendices	16
Appendix A: Resource Assessment & Current Program Descriptions.....	16
Appendix B: Directory of Community Resources.....	23
Appendix C: Needs Assessment & Logic Models.....	53



Comprehensive Community Action Plan 2015 - 2018

Executive Summary

The United Way of Broward County Commission on Substance Abuse (Commission) developed and presents this Comprehensive Community Action Plan to promote behavioral health wellness in Broward County. This Comprehensive Community Action Plan is designed to provide guidance intended to reduce the prevalence, impact, and consequences of mental health and substance abuse conditions in Broward County. This Action Plan serves as an integrated prevention framework to execute effective strategies through the implementation of data-driven and evidence-based approaches.

This Plan is intended to be a living document that is responsive and adaptable to changing circumstances over time and flexible to revisions as needed. No single strategy or program is expected to be solely responsible for moving a community level indicator. The combined and collective efforts of all funders, public and private agencies, communities, families, and residents are required for community change. Through procurement, contracting, and coalition work, the Commission aligns strategies, programs, and services to promote behavioral health outcomes and impact.

Mission

United Way of Broward County Commission on Substance Abuse's mission is to **empower our diverse community to live healthy and drug-free.**

Guiding Principles

The Commission recognizes the significance of co-occurring mental health and substance abuse conditions among youth and adults in Broward County. Consequently, over the past several years, the Commission initiated an integrated health promotion approach. With the advancement of community prevention and wellness as the Commission's focus, extensive work has been done to concurrently address mental health and substance abuse. The Commission launched a Health Think Tank to research and develop health promotion initiatives that simultaneously address mental health and substance abuse. The Commission acquires and directs resources to integrated evidence-based mental health promotion and substance abuse prevention programming and capacity building. The Commission supports service provider organizations to strengthen their prevention infrastructure and impact.

Aligned with the *Substance Abuse and Mental Health Services Administration's (SAMHSA) Working Definition of Recovery*, the Commission embraces the following guiding principles:

- Individuals can improve their health and wellness, live a self-directed life, and strive to reach their full potential
- Individuals can make informed decisions and healthy choices to manage their health and support their well-being
- Individuals overcome internal and external challenges that confront them
- Self-determination and strength-based approaches promote resiliency
- Wellness encompasses individuals' whole life – mind, body, and spirit
- Individuals, families, and communities have the resources and opportunities to serve as a foundation for health promotion
- Prevention and early intervention provides individuals, families, and communities with the necessary tools to support healthy development
- Partnership with individuals, families, and communities facilitates a successful prevention and health promotion system

Behavioral Health

Behavioral health is characterized as a state of emotional well-being. Behavioral health is delineated by conditions and actions that affect wellness. Behavioral health problems include serious psychological distress as well as substance abuse and dependence.

Health Promotion

Health promotion is a process of building individuals' capacity to improve their health. Health promotion involves the development of self-directed competencies that increase protective factors, mitigating risk and adverse circumstances. Health promotion is connected to social and environmental conditions and interventions as well as to optimal levels of functioning for individuals and communities.

Strategic Prevention Framework

The Commission's work is based on SAMHSA's Strategic Prevention Framework. The Commission engages in assessment, capacity building, planning, implementation, and evaluation. The Commission employs logic models, data-driven methods, and evidence-

based practices to strategically reduce the impact of mental health and substance abuse conditions within Broward County. The Logic Model is found in Appendix A.

Capacity Building

The Commission is dedicated to capacity building within its network of provider organizations and across Broward County communities as part of its coalition work. Through capacity building, the Commission strengthens the skills, competencies, and abilities of individuals, organizations, and communities to be effective, impactful, and sustainable. The Commission employs training, technical assistance, and coaching to enhance professional and organizational development as well as ensure program fidelity adoption and management.

Plan Development

This Comprehensive Community Action Plan was developed through a methodical process of assessment and strategy. The Commission examined numerous data sets to determine the current state of mental health and substance abuse within Broward County. The Commission analyzed trends and identified priorities corresponding to prevailing community needs. It then translated priorities into goals and objectives for which interventions strategies were established. The Commission engaged in numerous stakeholder dialogues to obtain critical input, validating the Plan's content. These stakeholders included the youth coalition, parent groups, community action teams, academicians, Board of Governors, and consulting epidemiologist.

Target Population

This Community Action Plan and the work of the Commission is focused on both youth and adults within Broward County. Goals and interventions address community mental health and substance abuse needs across the lifespan. The target population is inclusive of all youth and adults in Broward County, including those in at-risk, vulnerable, and special needs groups such veterans and Lesbian, Gay, Bisexual, and Transgendered (LGBT) persons.

Current Trends¹

Mental Health

According to the Broward County's Center for Mental Health Services, "At least one in five children and adolescents has a diagnosable mental, emotional, or behavioral health problem...9 to 13% of youth ages 9 to 17 experience serious emotional disturbances that interfere substantially with school, family, community activities, and other aspects of daily life."¹ 25.1% of Broward County's adolescent population has disclosed that they

¹Broward County Center for Mental Health Services accessed at www.broward.org.

have felt sad and/or hopeless almost every day for two or more weeks in a row which resulted in a negative impact to their ability to go about their daily activities. Broward County lags only behind Miami-Dade in the number of children ages 0 to 5 who received mental health treatment (2009-2011) at a rate of 3,945 children.

4.9% of Broward County adults age 18 and older report a major depression episode in the last year. 3.04% report a serious mental illness in the past year, and 14.7% report any mental illness in the last year.

Broward County deaths attributed to suicide is at 11.8%.² 12.7% of Broward County youth who participated in the National Youth Risk Behavior Survey (The Centers for Disease Control and Prevention, 2013) reported that they have seriously considered a suicide attempt with 11.8% developing a plan as to how they would commit suicide. 8.3% of surveyed youth reported attempting suicide at least one time, and 4.1% who attempted disclosed that the effort resulted in an injury, poisoning, or an overdose which required medical treatment. 3.3% of Broward County adults age 18 and older report thoughts of suicide in the past year.

Available behavioral health statistics reveal that Broward County had 450 cases of domestic violence per 100,000 residents. It could be postulated that mental health conditions and substance abuse may have contributed to this high rate. Furthermore, Broward County has a child maltreatment rate of 2.58 per 1,000 cases, which supports efforts to target households with child welfare involvement or risk.

Substance Abuse³

According to a recent report provided to the National Institute on Drug Abuse's Community Epidemiology Work Group, South Florida communities have the highest rates of cocaine use in the United States. However, data reveals that cocaine related deaths in Broward County have declined and stabilized in recent years. Of those who have died as a result of cocaine use (41 persons in the first half of 2013) or have sought addiction treatment services, the largest represented age group are individuals 35 years of age and older. Data in this report shows that many of those who used cocaine combined the substance with other drugs. Of the 3,611 public funded treatment admissions, ten percent (285 cases) were due to smoking cocaine (crack). Additionally, estimates from the 2008-2010 National Survey on Drug Use and Health (NSDUH) reflect that there were 22,710 people over the age of 12 who are cocaine users in Broward County, which represents 8% of cocaine users in Florida.

Of the publicly funded treatment admissions in Broward County, six percent (N=224) were due to heroin addictions. Males represented 69% of the admissions in 2013. Of those receiving treatment, 16% were between the ages of 18 and 25; 38% were 26 to 34; 46% were over the age of 35; and there were no cases under age 18.

²Florida Department of Health, Bureau of Health Statistics accessed at www.floridacharts.com.

The most deadly and addictive drug challenge in Broward County and Florida is the nonmedical use of prescription opioids. However, with the Prescription Drug Monitoring Program initiated in July 2012, there has been a 51% decrease in “doctoring shopping” throughout Florida with a decrease in opioid related deaths in Broward County by 20 percent. According to these findings, “There has been significant progress in reducing Rx drug diversion along with moderate declines in consequences related to the nonmedical use of pharmaceuticals in most of Florida.” Data shows that 29% of treatment admissions in Broward County for 2013 were for users of opiates, other than heroin, with a similar demographic makeup found in heroin admissions.

Projections from NSDUH estimated that there were 43,091 people aged 12 and above living in Broward County who reported the nonmedical use of pain relievers in the past year or 6.5 percent of the 653,263 past year nonmedical users of pain relievers statewide. Benzodiazepines and specifically alprazolam (Xanax®) continued as a substantial problem in South Florida, particularly when used non-medically in combination with other pharmaceuticals, alcohol, and illicit drugs. In Broward County, there were 73 primary admissions for benzodiazepines during 2013 or 2 percent of 3,611 primary admissions in which a primary drug was cited. Females accounted for 66% of the 2013 benzodiazepine clients.

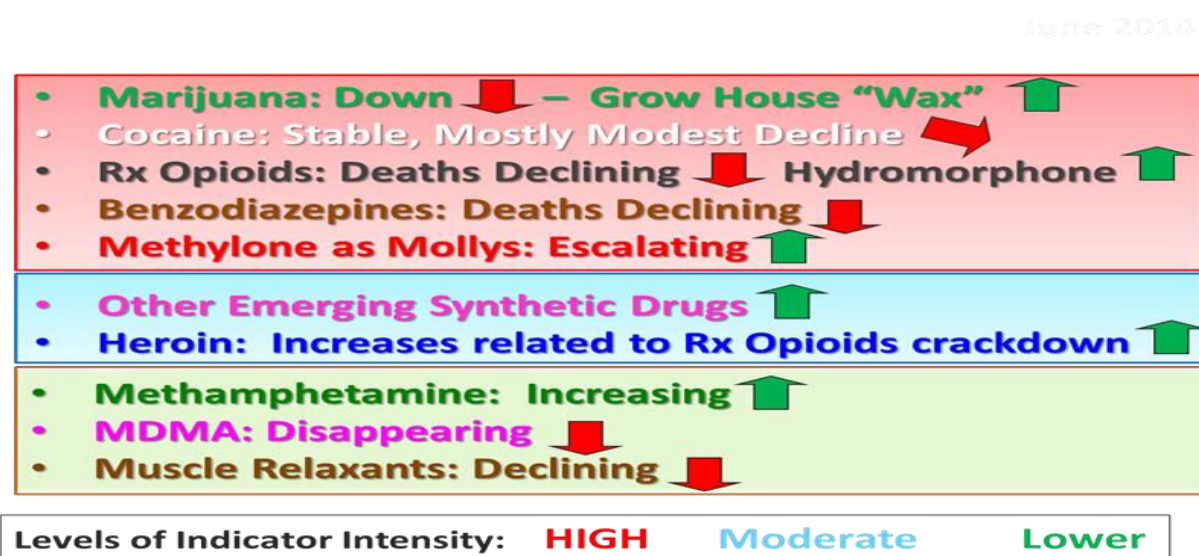
Marijuana ranked third (21%) in addiction treatment in Broward County following alcohol (30% of admissions) and nonmedical prescription use (35% of admissions). Though treatment admissions for marijuana has declined, there remains a need to educate youth and young adults regarding usage and its impact on brain development. Additionally, in the spring of 2014, there were a number of local law enforcement agencies that reported finding equipment for the production of marijuana “wax.” Consequences from using marijuana “wax” include severe hallucinations, anxiety, paranoia, and heart conditions. Therefore, the Commission must monitor and develop education regarding this emerging substance.

As noted in the report, there has been a decline in the following types of substances: Cocaine, Marijuana, Rx Opioids, Benzodiazepines, MDMA, and Muscle Relaxants. However, data shows that there has been an increase in “Wax,” Hydromorphone, Methylone (“Molly”), Heroin, Methamphetamine, and Other Emerging Synthetic Drugs.

³ Hall, J.N. (2014). Drug Abuse Trends in Miami-Dade and Broward Counties. South Florida: June 2014.

[Remainder of Page intentionally left blank]

Figure 1.0 provides an overview of the most recent South Florida indicator changes.



Current Resource and Capacity Assessment

Throughout its history, the Commission has acquired and leveraged a variety of monetary, human capital, and in-kind resources to execute its mission. Current resources include, but are not limited to funding, dedicated professional staff and consultants, Board of Governors, service provider network, community stakeholders, and diverse behavioral health programming. The Commission employs a number of comprehensive strategies to achieve its goals and objectives. Successful strategies include the following:

Media campaigns	Drug awareness programming in schools
Community newsletters	Youth leadership activities
Health fairs	Youth group support
Community and parent events	Mentoring programming
Family support programming	Service learning projects
Data and surveillance reports and presentations	Prevention and early interventions screening, assessment and referral
Training curriculum	Public policy advocacy
Conferences and training	Community education and awareness
Technical assistance	Community meetings and dialogues
Toolkits	Coalition building
Evidence-based interventions	Community coordination and action

The Commission has aligned its strategic objectives with its interventions and programs. Identified and selected strategies and programming have been implemented at target sites throughout Broward County.

Currently funded and operated programs are found in Appendix B.

Goals and Objectives

The following goals and objectives have been established by the Commission to guide activities and programming promoting behavioral health wellness in Broward County from 2015 – 2108. These goals and objectives along with the associated strategies and key performance indicators are directed to the Commission’s target population. **This target population includes youth, adults, and older adults in Broward County inclusive of those in at-risk, vulnerable, and special needs groups such veterans and LGBT persons.**

Goal 1: Improve behavioral health among youth and adults in Broward County

Objective 1: Reduce alcohol, drug related deaths, and other serious consequences in Broward County by 5-%*

Objective 2: Reduce underage drinking among Broward County youth by 10-%*

Objective 3: Reduce the increasing prevalence of Broward County youth reporting marijuana use by 10-%*

Objective 4: Reduce mental health risk among Broward County youth and adults by 5-%*

**NOTE: Percent Change Format reflects that the percent of change is different than change in percentage points.*

Goal 1 Implementation Strategies

The following table outlines the implementation strategies associated with Goal 1:

GOAL	STRATEGY
Goal 1: Improve behavioral health among youth and adults in Broward County	Social and health marketing; Social norms campaigns
	Evidence-based and health promotion programs
	Policy recommendations and changes
	Ordinances, regulations and compliance checks
	Merchant educational training and certification
	Media literacy, media advocacy and mass media

Goal 1 Key Indicators

The following table outlines the key indicators and associated data sources for Goal 1:

GOAL	KEY INDICATOR	DATA SOURCES
Goal 1: Improve behavioral health among youth and adults in Broward County.	Reduced overdose opiate deaths	Florida Medical Examiner Commission
	Increased compliance with prescription medication	Florida Prescription Drug Monitoring Program

	regulation	
	Reduced prevalence of impaired driving accidents and fatalities	Florida Division of Highway Safety and Motor Vehicles
	Reduced prevalence of Neonatal Abstinence Syndrome	Florida Office of Attorney General
	Reduced prevalence of youth reporting alcohol use	Florida Youth Substance Abuse Survey
	Increase in adults aware of risk and harmful consequence of alcohol abuse and dependence, including in youth	National Survey on Drug Use and Health Substate Data
	Increased number of Broward County municipalities with mandatory vendor alcohol retail sales training	Florida Division of Alcohol and Tobacco
	Increased rate of merchant compliance with underage alcohol sales laws	Florida Division of Alcohol and Tobacco
	Reduced prevalence of youth reporting marijuana use	Florida Youth Substance Abuse Survey
	Increase in adults aware of risk and harmful consequence of marijuana use, including in youth	National Survey on Drug Use and Health Substate Data
	Reduction in youth and adults reporting depression	CDC Youth Risk Behavior Surveillance System; National Survey on Drug Use and Health Substate Data
	Reduction in youth and adults reporting consideration of suicide	CDC Youth Risk Behavior Surveillance System; National Survey on Drug Use and Health Substate Data
	Reduction in youth and adults attempting suicide	CDC Youth Risk Behavior Surveillance System; National Survey on Drug Use and Health Substate Data
	Reduction in youth reporting bullying	CDC Youth Risk Behavior Surveillance System
	Reduction in childhood trauma associated with child welfare incidents involving caregivers with mental health and/or substance abuse conditions	Florida Department of Children and Families
	Reduced deaths-related to synthetic cannabinoids, cathinones, and other phenethylamines in Broward County	Florida Medical Examiners Commission Report on Drugs Identified in Deceased Persons in Broward County

	Reduce the prevalence of Broward County high school students reporting the use of synthetic marijuana	Florida Youth Substance Abuse Survey
	Reduce the prevalence of Broward County middle and high school students reporting the use of “Club Drugs”	Florida Youth Substance Abuse Survey
	Reduce the number of Poison Exposure Calls in Broward County for “flakka,” “gravel,” “mollies,” “ecstasy” and other synthetic cathinones as well as synthetic cannabinoids	Florida Poison Information Center/Miami

Goal 2: Build community capacity to promote behavioral health wellness

Objective 1: Increase prevention and health promotion resources in Broward County by 10%

Objective 2: Increase the use of evidence-based interventions among at least 15 Broward County behavioral health providers

Objective 3: Increase number of trainings and participants in suicide recognition educational programs by 10%

Objective 4: Increase the number of Broward County behavioral health providers incorporating trauma resolution for recovering clients

Goal 2 Implementation Strategies

The following table outlines the implementation strategies associated with Goal 2:

GOAL	STRATEGY
Goal 2: Build community capacity to promote behavioral health wellness	Grant, funding and resource acquisition
	Provider training
	Provider technical assistance and coaching
	Subcontractor practice standards and requirements
	Community coalition building
	Community and social action

Goal 2 Key Indicators

The following table outlines the key indicators and associated data sources for Goal 2:

GOAL	KEY INDICATOR	DATA SOURCES
Goal 2: Build community capacity to promote behavioral health wellness	Increase in prevention and health promotion resources	Commission on Substance Abuse; Broward Behavioral Health Coalition
	Increase in behavioral health provider utilization of evidence-based and trauma informed practices	Commission on Substance Abuse; Broward Behavioral Health Coalition
	Increase in suicide recognition educational programs	Commission on Substance Abuse; Broward Behavioral Health Coalition
	Increase in behavioral health providers trained in suicide recognition	Commission on Substance Abuse; Broward Behavioral Health Coalition
	Increase in behavioral health providers incorporating trauma resolution	Commission on Substance Abuse; Broward Behavioral Health Coalition

Future Capacity Building

Procurement Plan

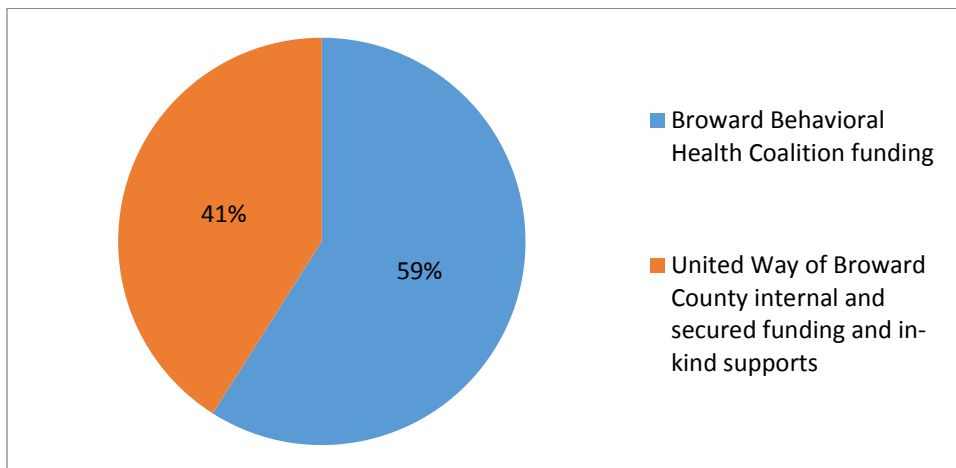
In 2014, the Commission will seek qualified organizations and subcontract the provision of a comprehensive array of behavioral health strategies and programs delivering mental health promotion and substance abuse prevention for children and adults in Broward County. Subcontracted organizations will be a combination of grassroots entities and those who have a proven track record of high quality performance and historical success in the provision of prevention services in compliance with solicitation criteria. Subcontractors will be expected to comply with the Commission's service, administrative, fiscal, and data requirements. Subcontractors must be financially stable, employ appropriate technology and possess the capacity to provide effective, accessible, and responsive services to individuals, families, and communities as aligned with the goals and objectives in this Plan.

Funding Allocation

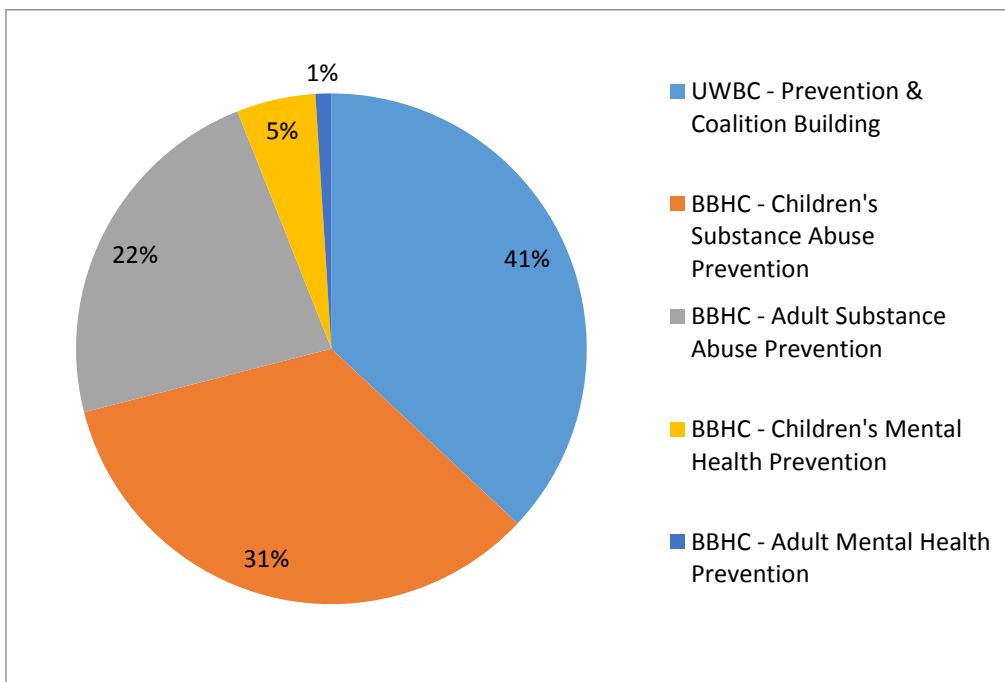
The Commission will subcontract with an array of providers based on the available funding the Commission receives from the Broward Behavioral Health Coalition as determined by the Florida Department of Children and Families. This funding originates from several sources: state general revenue; Temporary Assistance to Needy Families; Federal Community Mental Health Block Grant; Substance Abuse Prevention and Treatment Block Grant; and other grants, contracts, or awards. Each funding source requires special criteria and compliance conditions.

Currently, the Commission receives \$2,049,493 in funding from the Broward Behavioral Health Coalition. The Commission matches this funding with a \$1,397,028 investment from United Way of Broward County, including \$139,539 in cash match, \$350,000 of in-kind support, and additional secured funding.

The following pie chart reflects distribution of invested resources from the Broward Behavioral Health Coalition and United Way of Broward County:



The following pie chart reflects the allocation of resources by the Broward Behavioral Health Coalition (BBHC) and United Way of Broward County (UWBC) to each programming area:



The Commission's procurement process will promote financial responsibility among subcontracted providers to ensure direct service management and limit unnecessary

expenditures. Providers are expected to implement and manage policies and procedures that detect and prevent potential or suspected fraud, waste, and abuse in service delivery administration. Goals and objectives outlined in this Plan will guide subcontractor procurement, outcomes, and reporting.

In addition, the Commission administers the federally funded Edward Byrne Justice Assistance Grant (Byrne/JAG) dollars allocated to Broward County through the Florida Department of Law Enforcement. The FY14-15 Byrne/JAG providers and programs are found in Appendix B.

Appendix B also includes all other current Commission programs and initiatives.

Provider Development

The Commission seeks to initiate capacity building among Broward County behavioral health providers engaged in substance abuse and mental health prevention programming. To employ capacity building, the Commission recognizes the need to strategically plan with key partner and stakeholder organizations. This planning will establish a framework for evidence-based program implementation, provider coaching and technical assistance, information and performance management, outcome measurement, continuous quality improvement, and learning community deployment.

The Commission has established a collaborative affiliation with Broward Behavioral Health Coalition, Broward County's substance abuse and mental health managing entity. The Commission will work with Broward Behavioral Health Coalition to increase provider competence and application of evidence-based practices designed to address substance abuse and mental health. The Commission wants to ensure subcontracted providers have knowledge, skills, and resources to successfully execute evidence-based programming.

The Commission recognizes capacity building for its community-based provider network organizations as a participatory process. The Commission will conduct facilitated meetings with providers to discuss adoption and implementation of substance abuse and mental health evidence-based programming.

Providers will be engaged in discovery activities and an environmental scan to evaluate capacity. The Commission will develop and administer an evidence-based practice readiness assessment with providers measuring their existing infrastructure for evidence-based programming.

The Commission will coordinate and conduct training to prepare organizations for effective evidence-based intervention administration and quality service provision. Training topics include understanding evidence-based practices, implementing evidence-based interventions, monitoring and adhering to fidelity, managing performance, determining and measuring outcomes, and employing continuous quality improvement.

Along with its provider network, the Commission will determine a meaningful approach to coaching and technical assistance. This includes the feasibility and framework for establishing a learning community. The Commission and providers will explore and agree upon a practical data and performance management system.

Community Development

The Commission will continue to work with Broward County communities to form alliances among municipalities, neighborhoods, and stakeholders to bring mental health promotion and substance abuse prevention to the local level. The Commission will assist parents, youth, and concerned citizens with implementing social and environmental strategies that promote healthy and drug-free living.

Evaluation Plan

The Commission will continue using available surveillance data from a variety of sources. The Commission will track drug-related mortality rates using information available from the Florida Department of Law Enforcement Medical Examiners' Commission. The Commission will access treatment admissions and youth risk behaviors from the Department of Children and Families. To analyze trend data, the Commission will use information available from SAMSHA's Center for Behavioral Health Statistics. These data sources will allow the Commission to complete an in-depth analysis comparing trends in Broward County to state and national trends. The Commission's subcontracted epidemiologist will seek other information on drug use patterns using ethnographic data.

The Commission will initiate internal data collection and analysis to evaluate the success of subcontracted programming. The Commission will employ a mixed methods approach and collect both quantitative (surveys) and qualitative data (interviews and focus groups). The Commission will develop and utilize quality measurable outcomes for targeted and comparative analysis. A continuous feedback loop will be facilitated between the Commission, Broward Behavioral Health Coalition, subcontracted providers, and the community.

Current literature suggests that in order to decrease the susceptibility of substance use and abuse, programming need to focus their efforts on resiliency by targeting an increase in protective factors and a decrease in risk behaviors. Therefore, the Commission will employ a pre- (baseline data) and post-test design to evaluate the effectiveness of programs. In addition, the Commission will investigate a participant's perceived quality of life and participant satisfaction using electronic data collection methods.

The Commission will include a strong and vigorous evaluation requirement as a part of its Intention to Negotiate process. Each subcontracted provider will be required to track at least three measurable outcomes. All data collected in this process will be closely evaluated by Commission staff using acceptable collection and analysis practices.

APPENDIX A: Resource Assessment & Current Program Descriptions

Partnership for a Healthy & Drug-Free Broward Programs 2014-2015

Archways, Inc. - offers substance abuse prevention programming for children and parents in school-based and community settings.

Services include:

- Too Good for Drugs (TGFD) - a school-based prevention program designed to reduce the intention to use alcohol, tobacco, and illegal drugs in middle and high school students.
- Get Real About Violence (GRAV) - a K-12 research-based prevention program that addresses a wide range of violent behavior in students - from bullying and verbal aggression at early grades through fighting and social exclusion at middle grades to relationship abuse and assaults that can occur in later grades.
- Families That Care/Guiding Good Choices - a community-based substance abuse prevention program for parents of 9 to 14 year olds to promote family bonding and communication, help parents define clear beliefs and standards, and improve parental knowledge of drug and alcohol use to help prevent their children from ATOD use.
- 24/7 Dad - a community-based fatherhood initiative that teaches fathers the importance of being involved in their children's lives via communication skill, values, dealing with discipline/consequences effectively, child development and self-esteem awareness.
- Active Parenting Now - a community-based positive parenting program that teaches parents how to raise responsible, cooperative children who are prepared to meet the challenges of the teen years.

ASPIRA of Florida - offers the substance abuse prevention program Too Good for Drugs (TGFD) - a school-based prevention program designed to reduce the intention to use tobacco, and illegal drugs in middle and high school students.

Broward County Elderly & Veterans Services Division - offers substance abuse prevention programming for older adults in community based settings to create awareness among the elderly about the effects of using substances and the concept of holistic wellness and how any substance use/abuse can be managed through a behavioral health approach.

Broward House - offers the substance abuse prevention program LIFT (Living in the Face of Trauma) for adults who are living with AIDS. LIFT promotes protective health decision-making among adults with HIV to reduce substance use and the risk of transmitting HIV.

Broward County Public Schools - offers Project BRAIN, a student-driven Social Norms program empowering students to prevent/reduce their consumption of alcohol by utilizing brain health education in (18) Broward County schools. Under the guidance of a

Social Norms Liaison, the Project BRAIN student groups in each school, "Street Teams," provide brain health information to their peers by educating, and disseminating informative resources such as: Presentations, Posters/Media, Screensavers, BRAIN manuals called "Human Brain: Operator's Manual". Newsletters called "The Stall Seat Journal." The Project BRAIN goal is to change/decrease the students' misperception of student alcohol consumption in turn causing change/decrease in actual student alcohol consumption with intriguing, positive, fun, and creative prevention information and resources.

[First Call for Help of Broward, Inc.](#) – offers information and referral, crisis counseling, and suicide prevention Helpline services offered 24 hours a day, 7 days per week related to substance abuse prevention and mental health promotion needs of the caller. Services are offered to children and adults of all ages throughout Broward County.

[Hanley Center](#) - offers substance abuse prevention programming for children and parents in school-based and community settings.

Services include:

- Alcohol Literacy Challenge - a school-based prevention program designed to alter alcohol expectancies and reduce the quantity and frequency of alcohol use among high school students.
- The ATHENA (Athletes Targeting Exercise & Nutrition Alternatives) – a school-based program using a team-centered format that aims to reduce disordered eating habits and deter the use of body-shaping substances among middle and high school female students and athletes.
- ATLAS (Athletes Training and Learning to Avoid Steroids) - a school based program for male high school athletes designed to reduce risk factors for use of anabolic steroids and other drugs while providing healthy sports nutrition and strength-training alternatives to illicit the use of athletic-enhancing substances.
- Active Parenting Now - a community-based positive parenting program that teaches parents how to raise responsible, cooperative children who are prepared to meet the challenges of the teen years.
- Environmental Strategies - Social Marketing campaign including and targeting children and parents.

[Memorial Healthcare System](#) - offers substance abuse prevention programming for children and parents in school-based and community settings. Services include:

- Too Good for Drugs (TGFD) - a school-based prevention program designed to reduce the intention to use alcohol, tobacco, and illegal drugs among 5th to 9th grade students.
- Families That Care/Guiding Good Choices - a community-based substance abuse prevention program for parents of 9 to 14 year olds to promote family bonding and communication, help parents define clear beliefs and standards, and improve parental knowledge of drug and alcohol use to help prevent their children from ATOD use.

- Alcohol Literacy Challenge - a school-based prevention program designed to alter alcohol expectancies and reduce the quantity and frequency of alcohol use among students in 7th to 12th grade.
- Staying Connected with Your Teen - a community-based parenting program that shows parents how to improve their family management practices and strengthen the bonds between them and their children, resulting in substance abuse prevention, violence prevention, and positive character development. (PPG Grant)

[Mental Health Association](#) - offers the classroom-based “I’m Thumbody” program to 2nd grade students to increase their feelings of self-worth/self-esteem.

[New Direction Institute](#) - offers Families That Care/Guiding Good Choices, a community-based substance abuse prevention program for parents of 9 to 14 year olds to promote family bonding and communication, help parents define clear beliefs and standards, and improve parental knowledge of drug and alcohol use to help prevent their children from ATOD use.

[Pace Center for Girls](#) - offers substance abuse prevention education to girls enrolled in PACE Broward utilizing the Girls Circle curriculum, a structured program for girls which integrates relational theory, resiliency practices, and skills training in a specific format designed to increase positive connection, personal and collective strengths, and competence in girls.

[Urban League of Broward County](#) - offers Life Skills Training (LST), a school-based substance abuse prevention program for elementary and middle school children teaching personal skills and social skills to promote individual competence and aiming to decrease a child’s vulnerability to pro-substance use and social influences from peers and the media.

Funding for these programs provided by **Broward Behavioral Health Coalition (Florida *Department of Children & Families*)**.

Byrne/JAG Programs 2014-2015

[ASPIRA of Florida](#) - through its Academic Success and Substance Abuse Prevention (ASSAP) Program provides the Too Good for Drugs curriculum, leadership development and prevention counseling to 120 youth at six middle schools.

[The City of Fort Lauderdale](#) - through its Police Department provides Operation Trend Buster which addresses the sale/possession of electronic vapor cigarettes and/or alcohol products to underage youth through compliance checks at retail establishments; and combats the purchase and possession of illegal club drugs by youth within the city.

[Memorial Healthcare System](#) - through its Youth FORCE program at Gulfstream Middle School provides substance abuse prevention services through Botvin Life Skills Training, SPARK social bonding activities, and prevention counseling for 60 students and their families. The parents also participate in Staying Connected with your Teen (SCT), a best practice parent education component.

[Pace Center for Girls](#) - through its PACE Reach Counseling program provides 60 at-risk girls, ages 10 to 18, with gender specific substance abuse prevention/intervention counseling using Motivational Interviewing among the counseling techniques.

[The Starting Place](#) - through outpatient substance abuse treatment services S.T.A.R.S. (The Starting Place's Therapeutic Adolescent Recovery Services). Forty-four adolescents diagnosed with a substance abuse disorder receive biopsychosocial evaluations, treatment plan development and review, individual and family counseling using evidence-based approaches, case management and laboratory drug testing.

[Urban League of Broward County](#) - through its Substance Abuse Prevention (SAP) program the Botvin Life Skills curriculum, anti-drug presentations and youth alternative drug free events for 125 elementary and middle school youth.

[United Way of Broward County Commission on Substance Abuse](#) - through the Broward Youth Coalition (BYC) will provide substance abuse prevention education and leadership development to 30 middle and high school youth across the county. Through training and education the youth will develop and implement substance abuse prevention strategies that will create positive, sustainable change among their peers, parents, schools, and communities. Through the Planning, Evaluation and Technology Improvement (PETI) program will administer the above Byrne/JAG programs including conducting Program Director's meetings, reviewing monthly invoices and supporting documentation, reviewing Quarterly Performance Reports and Outcome and Financial Reports, entering Quarterly Reports into the state SIMON system, monitoring each program, and planning and implementing a Request For Applications for FY15-16 Byrne/JAG programs.

Funding for these programs is provided by the **Edward Byrne Justice Assistance Grant Program**.

Partners for Success Programs 2014 -2015

[Social Marketing Campaign](#) - an initiative to influence behaviors by utilizing marketing concepts and campaigns to benefit individuals and communities for the greater social good. This initiative integrates research, best practice, theory, audience, and partnership insight to inform the delivery of competition sensitive and segmented social change programs that are effective, efficient, equitable, and sustainable.

Positive Social Norms - a framework and approach to improve community health and safety by fostering cultural transformation that addresses many different audiences for the purpose of growing positive norms. This initiative integrates leadership, communication, and prevention to improve health and safety.

The Alcohol Literacy Challenge™ - the first classroom-based prevention program that specifically and systematically challenges students' beliefs about the effects of drinking alcohol. This program, which is on the National Registry for Evidenced Based Programs and Practices, is highly effective, capturing students' attention with modern commercials and providing them with accurate information related to alcohol. This program can be administered in two to 45 minute sessions or in a block class of 90 minutes.

Red Ribbon Week - a national campaign to mobilize communities to educate youth and encourage participation in drug prevention activities. Annually, the Commission in partnership with Broward Schools promotes presentations and activities throughout the week.

Youth Alcohol Free Events - aimed to help teenagers become involved in fun, alcohol-free activities. It provides youth with ideas on how to influence and change the factors that encourage teenage drinking. The initiative has four purposes: (1) raise public awareness (2) change community norms (3) create community-specific prevention messages and materials and (4) ensure that special events in a community encourage healthy lifestyle choices.

Prom Promise - an initiative occurring during prom season, students sign pledges related to alcohol use during proms.

Sweet & Delicious to be Drug Free - an environmental strategy to address risk factors related to alcohol and other drugs by providing information about brain health. This initiative is a community extension of Project Brain. The goal is to achieve community health through information dissemination of substance abuse prevention and to change the norm by encouraging healthy behaviors creating healthy minds and bodies. Sweet & Delicious to be Drug Free events are led by Broward Schools in partnership with the Commission.

Above the Influence - an annual march and rally of Broward County youth to let everyone know that they are above the influence – “anything that makes them less than them is not for them.”

Broward Youth Coalition - a group of youth who assemble an ongoing basis for education, skills training, and mentoring to become change-agents in their local communities.

Youth Leadership Training Institute - an annual leadership institute where high school youth who have been identified as potential community leaders are trained and

certified in leadership skills, coalition building skills, and substance abuse prevention education.

The Weston Way - Weston Alliance for Youth: Protection from Alcohol and other Drugs to empower the Weston community to protect youth and families from problems associated with alcohol and other drugs. This initiative emerged to advance health and wellness within Weston, Florida. The Commission facilitated the creation of The WAY by providing technical support to neighborhoods, stakeholders, municipality government, law enforcement, local agencies and organizations to collect data, analyze local conditions, and brainstorm evidence-based strategies to enhance this vibrant community's resources.

Parent Café - a process to support programs and communities in engaging parents, building protective factors, promoting deep individual self-reflection, and facilitating peer-to-peer learning. Parent Cafés are based on principles of adult learning and family support. The Cafés are a gateway to providing parent empowerment and leadership opportunities. The Cafés provide opportunities for adults to verbalize and brainstorm how to increase awareness about the dangers and consequences of substance abuse among youth. The Cafés provide a solution-based forum that empowers parents to make effective change within the community.

Family Day Events - a national initiative created by CASA Columbia to promote simple acts of parental engagement as key ways to help prevent risky substance use in children and teens. The Commission funds Family Day Events throughout Broward County. Organizations willing to host Family Day events submit proposals during the month of August.

Family Night with the Strikers - a partnership with the Strikers twice annually that involves initiating the first kick of the game with a presentation regarding substance abuse prevention.

It Takes a Village Conference - an annual conference conducted with the Recovery Community to celebrate Recovery Month. This conference is focused on prevention, treatment, and recovery.

Media Luncheon - an annual luncheon event to recognize media professionals who have excelled in addressing substance abuse in local communities. This is a South Florida Coalition Alliance event.

Policy and Advocacy - a partnership among the Commission, Broward Sheriff's Office, and the Broward League of Cities supporting a Broward County Ordinance to Address Underage Drinking. This effort promotes the adoption of a county-wide ordinance requiring mandatory vendor training for any businesses selling alcohol after midnight.

Funding for these programs is provided by **Florida Department of Children and Families**.

Other Commission Initiatives 2014 – 2015

Choose Peace Stop Violence - a county-wide violence prevention collaborative for youth and families to thrive in safe and healthy neighborhoods vibrant with opportunities for personal, spiritual, educational, and economic growth. This community partnership promotes critical awareness of risky behaviors contributing youth violence prevalence and effective proven strategies to curb youth violence.

SBIRT Broward – a national evidence-based initiative for Screening, Brief Intervention, and Referral to Treatment for substance abuse adopted and administered by the Commission and partner provider sites to identify, reduce, and prevent substance misuse among individuals 14 to 30 years of age. Through training and coaching, health care and community service providers are supported in adopting screening, intervention, and treatment referral activities within their existing systems of care.

WHAM - an emerging evidence-based intervention adopted and administered by the Commission and its partner provider sites to increase self-management, wellness, and resiliency for persons with co-occurring substance abuse and mental health conditions through health and wellness promotion peer coaching in substance abuse and behavioral health treatment settings.

Funding for these programs is provided by the foundation grants.

APPENDIX B: Directory of Community Resources

Broward County Programs Associated with: Substance Abuse Education and Prevention⁴

Agency Name: 2-1-1 Broward

Service Name: **FCFH - Behavioral Health INFOline**

Short Description: Specialized helpline providing information and referrals to child and adolescent mental health services, substance abuse prevention and treatment programs, case management and other specialized behavioral health services.

Contact Hours: 24 hours/ 7 days a week

Contact Phone: (954) 537-0211 or 211 Location City: Oakland Park

Agency Name: 2-1-1 Broward

Service Name: **FCFH - TeenSpace211.org website**

Short Description: TeenSpace211.org provides accurate information on a variety of teen issues, confidential message boards where youth can post any problems or concerns they are experiencing and have a counselor respond back with support and resources.

Contact Hours: 24 hours a day

Contact Phone: (954) 537-0211 or 211 Location City: Fort Lauderdale

Agency Name: Advanced Behavioral Care

Service Name: **D10 - Advanced Addiction - Coral Springs - Outpatient**

Short Description: Outpatient clinic for substance abuse and mental health issues. Provides individual, group and family counseling.

Contact Hours: Monday-Friday 9am-9pm (by appointment only)

Contact Phone: (954) 920-3810 Location City: Coral Springs

Agency Name: Advanced Behavioral Care

Service Name: **D10 - Advanced Addiction - Hollywood - Outpatient**

Short Description: Outpatient clinic for substance abuse and mental health issues. Provides individual, group and family counseling.

Contact Hours: Monday-Friday 9am-9pm (by appointment only)

Contact Phone: (954) 920-3810 Location City: Hollywood

Agency Name: Advanced Behavioral Care

Service Name: **D10 - Advanced Addiction - Pembroke Pines - Outpatient**

Short Description: Outpatient clinic for substance abuse and mental health issues. Provides individual, group and family counseling.

Contact Hours: Monday-Friday 9am-9pm (by appointment only)

Contact Phone: (954) 920-3810 Location City: Pembroke Pines

Agency Name: Archways Inc.

Service Name: **Archways - Prevention Services**

Short Description: Proactive, evidence based prevention services for youth and adults in a variety of settings. Services strive to reduce individual, family, and environmental risk factors, increase resiliency and enhance proactive factors.

Contact Hours: Hours vary

Contact Phone: (954) 763-2030 ext. 240 Location City: Fort Lauderdale

Agency Name: Archways Inc.

Service Name: **Archways - Substance Abuse Prevention**

Short Description: Provides outreach and prevention activities for adults, children and families for alcohol, tobacco and other drugs.

Contact Hours: Hours vary

Contact Phone: (954) 763-2030 ext. 240 Location City: Fort Lauderdale

Agency Name: ASPIRA of Florida Inc.

Service Name: **ASPIRA - Youth Force**

Short Description: Program provides at-risk middle school students with services designed to improve self-esteem; develop skills, and increase access to community resources to promote current and future success.

Contact Hours: Mon - Fri 3pm-6pm

Contact Phone: (954) 383-5797 Location City: Margate

Agency Name: BC Clerk of the Courts

Service Name: **Marchman Act Procedure - Probate/ Mental Health**

Short Description: Marchman Act (F.S. 397) provides for court ordered substance abuse treatment for someone who is a danger to him/herself or others due to substance abuse or is too impaired to rationally decide about treatment.

Contact Hours: Monday-Friday 8am-4pm

Contact Phone: (954) 831-5775 Location City: Fort Lauderdale

Agency Name: Bougainvillea House, The

Service Name: **Intensive Outpatient (IOP) Therapy**

Short Description: Outpatient individual, group and family therapies, substance abuse education, life skills training, recovery support services and behavioral health counseling for individuals requiring more than OP services for a minimum of 9 hours/week.

Contact Hours: Mon - Fri 8am - 6pm; Saturday appointments available upon request

Contact Phone: (954) 764-7337 Location City: Fort Lauderdale

Agency Name: Bougainvilla House, The

Service Name: **Outpatient (OP) Therapy**

Short Description: OP individual, group and family therapies, substance abuse education and behavioral health counseling. Each adolescent/family member will receive a minimum of one hour of OP services/week; clinical judgment may dictate additional hours.

Contact Hours: Mon - Fri 8am - 6pm; Saturday appointments available upon request

Contact Phone: (954) 764-7337 Location City: Fort Lauderdale

Agency Name: Broward County Sheriff's Office - BSO

Service Name: **BSO - Operation Medicine Cabinet 2014**

Short Description: Broward County residents can rid their medicine cabinet of unused, unnecessary or expired prescription medication (they do not accept needles and sharps). Locations are listed in "Application".

Contact Hours: Event times: 10am - 1pm

Contact Phone: (954) 571-4552 Location City: Fort Lauderdale

Agency Name: Broward-Dade Safety Council

Service Name: **Education/Screening**

Short Description: Provides psychosocial screening and evaluation to determine degree of client involvement with alcohol and other drugs.

Contact Hours: Monday-Friday 8am-6pm

Contact Phone: (954) 763-4505 Location City: Fort Lauderdale

Agency Name: Broward-Dade Safety Council

Service Name: **New Driver Program**

Short Description: This Drugs, Alcohol and Traffic Education (D.A.T.E.) Program is intended for all Florida first-time license seekers (must be at least 14 years 6 months of age) and fulfill the State of Florida mandated Traffic Law and Substance Abuse Education.

Contact Hours: Tues 6pm-10pm; Sat 1pm-5pm; Admin 8am-6pm

Contact Phone: (954) 535-9629 Location City: Lauderdale Lakes

Agency Name: Center For Human Potential

Service Name: **Center For Human Potential - Psycho/Educational Group for Professionals**

Short Description: FOR PROFIT: Offering individual and couples psychotherapy, psychiatry, EMDR, sex therapy, hypnosis and acupuncture. Current groups are a psycho-educational group for professionals in recovery and a spiritual text study group.

Contact Hours: 24 hours, 7 days a week (answering service)

Contact Phone: (954) 776-7176 Location City: Fort Lauderdale

Agency Name: Chabad of South Broward

Service Name: **Chabad of South Broward - Project P.R.I.D.E.**

Short Description: Project Pride is a national drug prevention program designed to reduce the early first use of drugs in school children.

Contact Hours: Monday-Friday 8:30am-5:30pm

Contact Phone: (954) 458-1877 Location City: Hallandale

Agency Name: City of Hallandale Beach Human Services Department

Service Name: **Hallandale Human Services - Quality Living Services**

Short Description: Provides blood pressure screening and nutrition education for Seniors 60 and over. Also provides HIV testing the 1st and 3rd Thursday of each month. Other specialized services include: substance abuse evaluation, education and referral.

Contact Hours: Monday-Friday 8am-12:30pm

Contact Phone: (954) 457-1460 Location City: Hallandale Beach

Agency Name: City of Pembroke Pines Police Department

Service Name: **Pembroke Pines Police Department - D.A.R.E.**

Short Description: D.A.R.E. (Drug Awareness & Resistance Education) teaches youth about the dangers and consequences of drug use in elementary school, middle school and high school level.

Contact Hours: Monday-Friday 7:30am-3:30pm (During school hours)

Contact Phone: (954) 431-2076 Location City: Pembroke Pines

Agency Name: City of Plantation Police Department

Service Name: **Plantation Police Department - G.R.A.D.E.**

Short Description: G.R.A.D.E. (Gang Resistance and Drug Education) is a 10-week program taught by School Resource Officers (SRO) to elementary schools in Plantation about gang and drug awareness, leaders, followers, internet dangers/safety and self-respect

Contact Hours:

Contact Phone: (954) 797-2118 Location City: Plantation

Agency Name: City of Sunrise Police Department

Service Name: **Sunrise Police Department - Gang Resistance/ Drug Education**

Short Description: A 10-week program provided to all 7 elementary schools where School Resource Officer's teach 5th grade students about gang and drug awareness, leaders and followers, internet danger and safety tips, self-respect and conflict resolution.

Contact Hours: Monday-Friday, 9am-5pm (Administration); 24 hours a day

Contact Phone: (954) 746-3600 Location City: Sunrise

Agency Name: District 10 Substance Abuse Licensed Providers

Service Name: **D10 - Inspirations for Youth- Residential Substance Abuse-Youth**

Short Description: Residential substance abuse program for teens 14-18 years of age. Program includes intensive individual therapy, family therapy, groups, life skill classes, addiction education, recreational activities, and an on site preparatory school

Contact Hours: 24 hours, 7 days a week.

Contact Phone: (888) 757-6237 Location City: Fort Lauderdale

Agency Name: Florida Alcohol and Drug Abuse Association

Service Name: **FADAA Florida Alcohol and Drug Abuse Association**

Short Description: This professional organization offers workshops throughout the state, educational support and free information on alcohol or other drug abuse.

Contact Hours: 24/7

Contact Phone: (850) 878-6584 Location City: Tallahassee

Agency Name: Hispanic Unity of Florida Inc.

Service Name: **Hispanic Unity - Unity For Teens - Apollo Middle**

Short Description: Serves economically disadvantaged youth by providing a culturally appropriate after school program for middle school aged youth and their families.

Contact Hours: Monday-Friday 8am-5pm; Saturday 9am-1pm

Contact Phone: (954) 964-8884 Location City: Hollywood

Agency Name: Institute for Family Centered Services Inc.

Service Name: **IFCS - Family Centered Treatment - Dania**

Short Description: Provides in-home individual and family centered therapy with families that have children with substance abuse issues.

Contact Hours: Monday-Friday 8:30am-5:00pm (on-call for emergencies 24/7)

Contact Phone: (954) 316-4926 Location City: Dania

Agency Name: Memorial Healthcare System - Behavioral Health

Service Name: **MHS - Behavioral - SHARE Outpatient**

Short Description: Comprehensive Substance Abuse Treatment to clients who require individualized treatment without hospitalization with alcohol or drug abuse problems.

Contact Hours: Monday - Thursday 8:30am - 9:00 pm, Friday 8:30am - 5:00pm

Contact Phone: (954) 276-3422 Location City: Hollywood

Agency Name: Memorial Healthcare System - Community Youth Services

Service Name: **MHS - Community Youth Services - Keepin' It Real - Walter C.**

Short Description: A universal underage drinking initiative geared to reach middle school students by reducing drug use and establishing anti-drug attitudes and beliefs.

Contact Hours: Monday-Friday 9am-5pm (Program operates around school schedule)

Contact Phone: (954) 985-7000 Location City: Pembroke Pines

Agency Name: Memorial Healthcare System - Community Youth Services

Service Name: **MHS - Community Youth Services - Seeking Safety**

Support Grp.

Short Description: Teen self help support group.

Contact Hours: 2nd and 4th Monday each month, 6:30-7:30pm

Contact Phone: (954) 985-7000 Location City: Hollywood

Agency Name: Memorial Healthcare System - Community Youth Services

Service Name: **MHS - Community Youth Services - Too Good For**

Drugs

Short Description: Community based universal substance abuse prevention program for students (K - 12th grade) that builds on students' resiliency by teaching them how to be socially competent and autonomous problem solvers. TGFD is designed to benefit everyone

Contact Hours: Call for hours. Program operates around school schedule

Contact Phone: (954) 985-7000 Location City: Hollywood

Agency Name: Mothers Against Drunk Driving - Southeast Florida, State Office

Service Name: **MADD - Scared Sober Offender Program**

Short Description: Scared Sober, a high impact program depicting the aftermath of drunk/drugged driving is for clients that are court ordered to attend. Non-court ordered persons are also allowed to attend this program

Contact Hours: 7:00pm-8:30pm (third Wednesday of every month)

Contact Phone: (954) 229-0885 Location City: Weston

Agency Name: Mothers Against Drunk Driving - Southeast Florida, State Office

Service Name: **MADD - Youth Education Program**

Short Description: MADD is working on increasing the underage zero tolerance message. Programs consist of School Kids Against Drunk Driving (SKADD) and The Truth About Drinking and Scared Sober in all school levels.

Contact Hours: Monday-Friday 8am-4pm; Call for age-appropriate meeting locations

Contact Phone: (954) 229-0885 Location City: Weston

Agency Name: Nova Southeastern University

Service Name: **Nova - Adolescent Drug Abuse Prevention Treatment (ADAPT)**

Short Description: Early intervention program provides comprehensive

assessment and treatment to adolescents who have been arrested for minor offenses, have substance abuse problems, or are at-risk for developing such problems.

Contact Hours: Monday-Thursday 9am-9pm, Friday 9am-5pm (by appointment only)

Contact Phone: (954) 262-5730 Location City: Davie

Agency Name: Parent's Information and Resource Center Inc.

Service Name: **Parent's Information and Resource Ctr (PIRC)**

Short Description: Provides mental health evaluation and counseling, child development services, child abuse information, education, support, prevention, intervention and treatment of substance abusers and their families; support services for special needs.

Contact Hours: 8 am - 4:30 pm Monday - Friday

Contact Phone: (954) 785-8285 Location City: Pompano Beach

Agency Name: PS Youth Outreach Center, Inc.

Service Name: **PS Youth Outreach Center - Life Skills/ Counseling**

Short Description: Provides one-on-one and group counseling/life skills guidance to youth with a focus on social skills building activities, and crime and drug prevention activities.

Contact Hours: Monday-Friday, 9:30am-2:30pm (ages 18-21) and 3pm-5:30pm (ages 12-17)

Contact Phone: (954) 358-0625 Location City: Lauderdale Lakes

Agency Name: School Board - Student Services (SS)

Service Name: **BC Schools - Central - Substance Abuse Counseling**

Short Description: RESTRICTED REFERRAL - Evaluate students suspended for drug or related offenses according to School Board Policy 5006 and refer for appropriate counseling and follow-up services.

Contact Hours: Monday-Friday 8am-3:30pm

Contact Phone: (754) 321-3887 Location City: Sunrise

Agency Name: School Board - Student Services (SS)

Service Name: **BC Schools - North - Substance Abuse Counseling**

Short Description: RESTRICTED REFERRAL - Evaluate students suspended for drug or related offenses according to School Board Policy 5006 and refer for appropriate counseling and follow-up services.

Contact Hours: 8:30 am - 4:00 pm Monday - Friday

Contact Phone: (754) 321-3470 Location City: Pompano Beach

Agency Name: School Board - Student Services (SS)

Service Name: **BC Schools - South - Substance Abuse Counseling**

Short Description: RESTRICTED REFERRAL - Evaluate students suspended for drug or related offenses according to School Board Policy 5006 and refer for appropriate counseling and

follow-up services.

Contact Hours: Monday-Friday 7:30am-3pm
Contact Phone: (754) 321-3614 Location City: Sunrise

Agency Name: Silver Impact, Inc.

Service Name: **Silver Impact - Drop In Center and Outreach Program**
Short Description: Facilitates recovery and resiliency from mental illness. Attending the Drop-In Center relieves feelings of isolation, increases self-esteem and instills feelings of dignity.

Contact Hours: Mon- Fri 10am-4pm
Contact Phone: (954) 572-0444 Location City: Lauderhill

Agency Name: Starting Place Inc.

Service Name: **Starting Place - Active Parenting Education**
Short Description: To increase knowledge of substance abuse and teen behaviors, while improving parenting skills.

Contact Hours: Monday-Thursday 8am-9pm; Friday 8am-4:30pm
Contact Phone: (954) 327-4060 Location City: Plantation

Agency Name: The Community, LLC

Service Name: **D10 - The Community - Substance Abuse**

Program/Adults

Short Description: An awareness and education program that focuses on the nature of each participant's substance abuse problem and addresses relapse prevention.

Contact Hours: Monday - Thursday 9am-9pm, Friday 9am-5pm
Contact Phone: (954) 533-9818 Location City: Fort Lauderdale

Agency Name: The Community, LLC

Service Name: **D10 - The Community - Substance Abuse**

Program/Youth

Short Description: An awareness and education program with a focuses on the nature of the adolescent participant's substance abuse problem.

Contact Hours: Monday - Thursday 9am-9pm, Friday 9am-5pm
Contact Phone: (954) 533-9818 Location City: Fort Lauderdale

Agency Name: The Watershed Treatment Addiction Programs, Inc

Service Name: **Watershed - Inpatient Rehab/Treatment - Boca**
Short Description: FOR PROFIT - Develops individual recovery plan based on proven methods. Teaches clients how to avoid relapse, making it possible to lead a new life without addiction.

Contact Hours: 24/7/365
Contact Phone: (800) 260-7129 Location City: Boca Raton

Agency Name: The Watershed Treatment Addiction Programs, Inc

Service Name: **Watershed - Inpatient Rehab/Treatment - Boynton**
Short Description: FOR PROFIT - Develops individual recovery plan based

on proven methods. Teaches clients how to avoid relapse, making it possible to lead a new life without addiction.

Contact Hours: 24/7/365
Contact Phone: (800) 260-7129 Location City: Other FL County

Agency Name: The Watershed Treatment Addiction Programs, Inc

Service Name: **Watershed - Intensive Outpatient Program - Boca**
Short Description: FOR PROFIT - Program is geared toward clients who are ready to return to work, school, or other responsibilities and do not require a higher level of care.

Contact Hours: 24/7/365
Contact Phone: (800) 260-7129 Location City: Boca Raton

Agency Name: The Watershed Treatment Addiction Programs, Inc

Service Name: **Watershed - Partial Hospitalization Program - Boca**
Short Description: FOR PROFIT - Provides on-going therapeutic intensity and structure for continued recovery. It allows clients to receive intensive treatment during the day and practice recovery skills while living in a supportive structured environment

Contact Hours: 24/7/365
Contact Phone: (800) 260-7129 Location City: Boca Raton

Agency Name: The Watershed Treatment Addiction Programs, Inc

Service Name: **Watershed - Partial Hospitalization Program - Boca**
Short Description: FOR PROFIT - Provides on-going therapeutic intensity and structure for continued recovery. It allows clients to receive intensive treatment during the day and practice recovery skills while living in a supportive structured environment.

Contact Hours: 24/7/365
Contact Phone: (800) 260-7129 Location City: Boca Raton

Agency Name: The Watershed Treatment Addiction Programs, Inc

Service Name: **Watershed - Partial Hospitalization Program - Boynton**
Short Description: FOR PROFIT - Develops individual recovery plan based on proven methods. Teaches clients how to avoid relapse, making it possible to lead a new life without addiction.

Contact Hours: 24/7/365
Contact Phone: (800) 260-7129 Location City: Other FL County

Agency Name: The Watershed Treatment Addiction Programs, Inc

Service Name: **Watershed - Residential Rehab - Boca**
Short Description: FOR PROFIT - Offers fully licensed alcohol treatment and drug rehabilitation through a comprehensive set of individualized services.

Contact Hours: 24/7/365
Contact Phone: (800) 260-7129 Location City: Boca Raton

Agency Name: The Watershed Treatment Addiction Programs, Inc.

Service Name: **Watershed - Residential Rehab - Boynton**

Short Description: FOR PROFIT - Offers fully licensed alcohol treatment and drug rehabilitation through a comprehensive set of individualized services.

Contact Hours: 24/7/365

Contact Phone: (800) 260-7129 Location City: Other FL County

Agency Name: United Way of Broward Co. Commission on Substance Abuse

Service Name: **Broward Youth Coalition**

Short Description: Program designed to provide prevention education and acts as a supportive liaison between community, parents, and schools. The program's targets consist of a diverse group of middle and high school students whose ages range from 12-18.

Contact Hours: Monday-Friday 8:30am-5pm

Contact Phone: (954) 462-4850 Location City: Fort Lauderdale

Agency Name: Urban League of Broward County Inc.

Service Name: **Urban League - Children's Substance Abuse**

Prevention

Short Description: A community-based after school drug prevention program designed to target at-risk youth through leadership development and community service activities.

Contact Hours: Mon - Fri 8am-5pm

Contact Phone: (954) 584-0777 Location City: Fort Lauderdale

Agency Name: OIC of Broward County

Service Name: **Youth Force Program**

Short Description: Program provides at-risk middle school students with services designed to improve self-esteem; develop skills, and increase access to community resources to promote current and future success.

Contact Hours: Mon - Fri 4pm-6pm

Contact Phone: (954) 563-3535 Location City: Davie

Broward County Programs Associated with: Mental Health Services

Agency Name: Aging and Disability Resource Center

Service Name: **ADRC - Aging and Disability Resource Center**

Short Description: Provides information on services available to seniors (60 and over) and persons with severe and persistent mental illness, ages 18 and over, their families, and caregivers, and those wishing to apply for Medicaid Waiver Services.

Contact Hours: Monday-Friday 8:00am - 5:00pm

Contact Phone: (954) 745-9779 Location City: Sunrise

Agency Name: ARC Broward, Inc.

Service Name: **ARC - Community Mental Health Services**

Short Description: Provides specialized outpatient individual and family psychotherapy, psychological testing on a sliding scale basis, psychiatric evaluation and medication management for adults and children primarily with developmental disabilities.

Contact Hours: Monday-Friday 8:30am-8:30pm (Saturday appointments available)

Contact Phone: (954) 746-9400 Location City: Sunrise

Agency Name: Archways Inc.

Service Name: **Archways - Case Management**

Short Description: Ensures the "continuity of care" for each client by referring, linking, advocating, monitoring and planning services.

Contact Hours: Monday-Friday 8:30am-5:00pm

Contact Phone: (954) 763-2030 Location City: Fort Lauderdale

Agency Name: Archways Inc.

Service Name: **Archways - Medical Services**

Short Description: Provides medication management, psychiatric evaluations, and monitors blood levels for psychiatric clients

Contact Hours: Monday-Friday 8:30am-5:00pm

Contact Phone: (954) 763-2030 Location City: Fort Lauderdale

Agency Name: Archways Inc.

Service Name: **Archways - Outpatient Services**

Short Description: Provides on-site individual, couples, group and family counseling.

Contact Hours: Monday-Friday 8:30am-5:00pm

Contact Phone: (954) 763-2030 Location City: Fort Lauderdale

Agency Name: Archways Inc.

Service Name: **Archways - Psychosocial Rehabilitation Services**

Short Description: Therapeutic Day Program for adults with severe and persistent mental illness that encourages each person to

develop his/her fullest capacity through learning procedures and environmental supports.

Contact Hours: Monday-Friday 8:30am-5:00pm
Contact Phone: (954) 763-2030 Location City: Fort Lauderdale

Agency Name: Archways Inc.

Service Name: **Archways - Supported Employment**

Short Description: Provides competitive part-time or full-time placement and supportive services to mental health clients in need of transitional vocational opportunities; the ultimate goal is to help the client achieve the highest level of employment.

Contact Hours: Monday-Friday 8:30am-5:00pm
Contact Phone: (954) 763-2030 Location City: Fort Lauderdale

Agency Name: Archways Inc.

Service Name: **Archways - TANF Intervention**

Short Description: RESTRICTED REFERRAL: TANF - Provides mental health services and substance abuse treatment.

Contact Hours: Monday-Friday 8:30am-5:00pm
Contact Phone: (954) 763-2030 Location City: Fort Lauderdale

Agency Name: BC HS Elderly and Veterans Services Division

Service Name: **BC Elderly - Behavioral Health Section**

Short Description: Offers behavioral health and substance abuse services to adults 55 years of age and older with psychiatric disabilities and substance abuse disorders.

Contact Hours: Monday-Friday 8am-5pm (Staff on-call after hours)
Contact Phone: 954-357-6622 Location City: Oakland Park

Agency Name: Broward Behavioral Health Coalition, Inc.

Service Name: **Broward Behavioral Health Coalition**

Short Description: The Broward Behavioral Health Coalition, Inc. (BBHC) was selected by the Florida Department of Children and Families as Broward County's managing entity for mental health and substance abuse services for Circuit 17.

Contact Hours: Mon - Fri 9am - 5pm
Contact Phone: (954) 622-8121 Location City: Fort Lauderdale

Agency Name: Broward County Parks and Recreation Division

Service Name: **BC Parks - Special Populations**

Short Description: Provides year-round programs designed to develop, enhance, and/or maintain leisure skills, motor skills, socialization, and overall well-being, while promoting fun/enjoyment that meet interest and needs of individuals with disabilities.

Contact Hours: Admin: Mon - Fri 9am-5pm; program hours vary
Contact Phone: (954) 357-8170 Location City: Oakland Park

Agency Name: Broward Health - Broward General - Behavioral Health

Service Name: **Broward Health - Broward General Medical - Behavioral Health**

Short Description: Behavioral Health Services at BGMC are comprised of an Emergency Department Psychiatric Assessment and 3 acute care workers in adult psychiatric units with total of 83 licensed beds.

Contact Hours: 24 hours a day, 7 days a week

Contact Phone: (954) 355-5085 Location City: Fort Lauderdale

Agency Name: Broward Health - Imperial Point

Service Name: **Imperial Point - Behavioral Health**

Short Description: Imperial Point offers a behavioral health treatment center which includes a 47-bed inpatient unit for psychiatric care, an emergency assessment and screening area and aftercare support groups for former patients and caregivers.

Contact Hours: 24/7

Contact Phone: (954) 940-7060 Location City: Fort Lauderdale

Agency Name: Broward Regional Health Planning Council Inc.

Service Name: **Broward Regional Health - Forensic Reintegration**

Short Description: RESTRICTED REFERRAL - Provides linking and monitoring services and competency restoration training to mentally ill individuals who have forensic involvement and who have been deemed by the court to be incompetent to proceed.

Contact Hours: Monday-Friday 8am-5pm

Contact Phone: (954) 561-9681 Ext Location City: Hollywood

Agency Name: Broward Regional Health Planning Council Inc.

Service Name: **Broward Regional Health - Training Institute**

Short Description: Offers free professional training and certification for individuals with behavioral health challenges as Mental Health Peer Specialists (40 hour curriculum) and Substance Abuse Recovery Support Specialists (75 hour curriculum).

Contact Hours: Training Mondays and Fridays. Call for schedule

Contact Phone: (954) 561-9681 Location City: Hollywood

Agency Name: Care Resource, Inc.

Service Name: **Care Resource - Outpatient Counseling Program**

Short Description: Provides mental health and/or substance abuse counseling for persons in the LGTBQ community.

Contact Hours: Mon, Tues, Thurs & Fri 8am-5:15pm; Wed 8am-7pm - by appointment only

Contact Phone: (954) 567-7141 Location City: Fort Lauderdale

Agency Name: **Center For Human Potential**

Service Name: **Center For Human Potential - Psycho/Educational Group for Professionals**

Short Description: FOR PROFIT: Offering individual and couples psychotherapy, psychiatry, EMDR, sex therapy, hypnosis and acupuncture. Current groups are a psycho-educational group for professionals in recovery and a spiritual text study group.

Contact Hours: 24 hours, 7 days a week (answering service)

Contact Phone: (954) 776-7176 Location City: Fort Lauderdale

Agency Name: **Correct Care Recovery Solutions/South Florida State Hospital**

Service Name: **Correct Care Recovery Solutions/South Florida State Hospital**

Short Description: RESTRICTED REFERRAL- In-patient psychiatric facility for persons certified by the community as needing care in a restrictive setting.

Contact Hours: 24/7

Contact Phone: (954) 392-3000 Location City: Pembroke Pines

Agency Name: **Disability Rights Florida**

Service Name: **Disability Rights Florida - Individuals Mental Illness Protection**

Short Description: Program seeks to protect and advocate for the rights of individuals with mental illnesses in both institutional and community settings; investigates allegations of abuse, neglect and rights violations for people with mental illnesses.

Contact Hours: Monday-Friday 8am-5pm

Contact Phone: (800) 342-0823 Location City: Hollywood

Agency Name: **Florida Medical Center Ltd.**

Service Name: **Florida Medical Center - Department of Psychiatry**

Short Description: Offers inpatient psychiatric services for adults.

Contact Hours:

Contact Phone: (954) 735-6000 ext. 4440 Location City: Fort Lauderdale

Agency Name: **Foot Print To Success Clubhouse**

Service Name: **Foot Print To Success Clubhouse**

Short Description: Provides restorative environment to adults with major mental illnesses such as bipolar disorder, schizophrenia, etc. to help them gain access to opportunities to rejoin the worlds of friendships, family, employment and education.

Contact Hours: Monday-Friday 9am-5pm

Contact Phone: (954) 657-8010 Location City: Pompano Beach

Agency Name: **Foot Print To Success Clubhouse**

Service Name: **Transitional Employment**

Short Description: Transitional Employment (TE) is provided to members who lack a current work history or may want a variety of work experience may want to consider this program which consists of job placements that last six to nine months.

Contact Hours: Mon - Fri 9am - 5pm

Contact Phone: (954) 657-8010 Location City: Pompano Beach

Agency Name: Fort Lauderdale Hospital

Service Name: **D10 - Fort Lauderdale Hospital - Adult Psychiatric Inpatient**

Short Description: Inpatient psychiatric program for adults

Contact Hours: 24 hours a day, 7 days a week

Contact Phone: (800) 585-7527 Location City: Fort Lauderdale

Agency Name: Fort Lauderdale Hospital

Service Name: **D10 - Fort Lauderdale Hospital - Children's Psychiatric Services**

Short Description: Inpatient Hospitalization for children between the ages of 5 and 10 years old who require psychiatric stabilization and treatment.

Contact Hours: 24 hours a day, 7 days a week

Contact Phone: (954) 463-4321 Location City: Fort Lauderdale

Agency Name: Goodman Jewish Family Service of Broward County

Service Name: **Jewish Family - Holocaust Survivor Assistance**

Short Description: Case management services for Holocaust survivors

Contact Hours: 9:00a.m. to 5:00p.m.

Contact Phone: 954-370-2140 Location City: Plantation

Agency Name: Gulf Coast Jewish Family & Community Services

Service Name: **Adult Residential Treatment and Stabilization- ARTS Program**

Short Description: RESTRICTED REFERRAL - A 12 bed residential facility that serves adults (over the age of 30), who are severely and persistently mentally ill.

Contact Hours: 365/24/7

Contact Phone: (954) 703-3570 Location City: Oakland Park

Agency Name: Gulf Coast Jewish Family & Community Services

Service Name: **Adult Residential Treatment and Stabilization- ARTS Program**

Short Description: RESTRICTED REFERRAL - A 12 bed residential facility that serves adults (over the age of 30), who are severely and persistently mentally ill.

Contact Hours: 365-24-7

Contact Phone: 954-703-3570 Location City: Oakland Park

Agency Name: Gulf Coast Jewish Family & Community Services

Service Name: **Alternative Family Program**

Short Description: In-community residential therapeutic foster home placement for criminally involved adult mental health consumers.

Contact Hours:

Contact Phone:

Location City: Davie

Agency Name: Gulf Coast Jewish Family & Community Services

Service Name: **Family Skill Builders Program**

Short Description: The program assists families in sustaining and enriching the capacity of family functioning by utilizing a strength based approach that targets necessary skills such as conflict, anger management and child behavior concerns.

Contact Hours: Monday-Friday, 8:30am-5pm

Contact Phone:

(954) 252-6413

Location City: Davie

Agency Name: Gulf Coast Jewish Family & Community Services

Service Name: **Older Adult Crisis Support Team**

Short Description: Individualized support services for 90 days for seniors age 60 and older with a mental health issue or are at risk of suicide or psychiatric hospitalization

Contact Hours: 24 hours a day

Contact Phone:

(954) 703-3586

Location City: Davie

Agency Name: Gulf Coast Jewish Family & Community Services

Service Name: **TANF - SAMH - Temporary Assistance for Needy**

Short Description: RESTRICTED REFERRAL: Financial assistance, job training, supportive employment and counseling to adults with mental health and substance abuse issues and their families.

Contact Hours: Mon - Fri 8am - 5pm

Contact Phone:

(954) 703-3583

Location City: Oakland Park

Agency Name: Gulf Coast Jewish Family & Community Services

Service Name: **Young Adult Transitional Program**

Short Description: Assists youth ages (16-24) who have mental health or substance abuse difficulties in making a successful transition to adulthood.

Contact Hours: Monday-Friday, 8:00am-5:00pm

Contact Phone:

(954) 703-3586

Location City: Oakland Park

Agency Name: Henderson Behavioral Health, Inc

Service Name: **Henderson - Crisis Center - Mobile Crisis**

Short Description: Mobile Crisis Response Team travels to the physical location of individual too symptomatic for the Walk-in Center to conduct the assessment or intervention.

Contact Hours: 24 hours a day, 7 days a week
Contact Phone: (954) 463-0911 Location City: Lauderdale Lakes

Agency Name: Henderson Behavioral Health, Inc.

Service Name: **Henderson - Crisis Center - Outpatient Walk-in Center**

Short Description: A psychiatric walk-in center open to all Broward County residents, 18 years of age or older, who are experiencing a severe emotional or mental health crisis. Individuals will be assessed, in an office setting, by a clinician.

Contact Hours: Mon-Fri 8:00am- 9:00pm; Saturdays 9am-9pm, CLOSED on Sunday. For after-hour assistance call Crisis

Contact Phone: (954) 463-0911 Location City: Lauderdale Lakes

Agency Name: Henderson Behavioral Health, Inc.

Service Name: **Henderson - Crisis Stabilization Unit**

Short Description: The Crisis Stabilization Unit is a public receiving facility for adults that need short-term inpatient crisis stabilization.

Contact Hours: 24 hours a day, 7 days a week

Contact Phone: (954) 739-8066 Location City: Fort Lauderdale

Agency Name: Henderson Behavioral Health, Inc.

Service Name: **Henderson - FACT Project**

Short Description: Assisting persons with long-term psychiatric disabilities to find and utilize support and services they need and want in order to be successful in their chosen roles and environment.

Contact Hours: Monday-Friday 8am-6pm; Saturday and Sunday 10:30am-5pm for intensive case management; 24 hour.

Contact Phone: (954) 485-8888 Location City: Lauderdale Lakes

Agency Name: Henderson Behavioral Health, Inc.

Service Name: **Henderson - Family Resource Team**

Short Description: RESTRICTED REFERRAL: BSO: Upon receiving referrals from BSO child abuse investigators, the Family Resource Team assesses and makes referrals for behavioral health care needs as identified.

Contact Hours: Monday-Friday 8am-8pm (on-call 24 hours)

Contact Phone: (954) 677-3113 Location City: Fort Lauderdale

Agency Name: Henderson Behavioral Health, Inc.

Service Name: **Henderson - Forensic Services**

Short Description: RESTRICTED REFERRAL - Assists persons with psychiatric disabilities who have been incarcerated for misdemeanors and non-violent felonies, advocates for due process in the criminal justice system and supports them in their transitioning.

Contact Hours: Monday-Friday 8am-5pm; 24 hours, 7 days a week (on-call)

Contact Phone: (954) 730-7284 Location City: Lauderdale Lakes

Agency Name: Henderson Behavioral Health, Inc.
Service Name: Henderson - Mission United Victory Program
Short Description: MUST BE REFERRED BY 2-1-1 - this is a Mission United support service.
Contact Hours: Contact Hours are Monday - Friday 8 am - 5 pm. Services available days, evenings and weekends.
Contact Phone: (954)921-2600 Location City:

Agency Name: Henderson Behavioral Health, Inc.
Service Name: Henderson - Outpatient Services - Central Branch
Short Description: Provides therapeutic services to adults coping with serious psychiatric disorders and/or severe persistent emotional illness to increase overall functioning and enhance social, vocational and interpersonal skills.
Contact Hours: Monday-Friday 8:00am-5pm
Contact Phone: (954) 791-4300 Location City: Fort Lauderdale

Agency Name: Henderson Behavioral Health, Inc.
Service Name: Henderson - Outpatient Services - New Vistas
Short Description: Provides therapeutic services to adults coping with serious psychiatric disorders and/or severe persistent emotional illness to increase overall functioning and enhance social, vocational and interpersonal skills.
Contact Hours: Monday-Friday 8:00am-5pm
Contact Phone: (954) 731-1000 Location City: Fort Lauderdale

Agency Name: Henderson Behavioral Health, Inc.
Service Name: Henderson - Outpatient Services - South Branch
Short Description: Provides therapeutic services to adults coping with serious psychiatric disorders and/or severe persistent emotional illness to increase overall functioning and enhance social, vocational and interpersonal skills.
Contact Hours: Monday-Friday 8:00am-5pm
Contact Phone: (954) 921-2600 Location City: Hollywood

Agency Name: Henderson Behavioral Health, Inc.
Service Name: Henderson - Outpatient Services West Branch
Short Description: Variety of outpatient services including clinical, nursing and psychiatric assessments/evaluations, medication management, emergency & outpatient psychiatric services, crisis intervention, walk-in clinic, information and referral.
Contact Hours: Mon - Fri 8:30am - 5pm
Contact Phone: (954) 888-7999 Location City: Davie

Agency Name: Henderson Behavioral Health, Inc.
Service Name: Henderson - PATH Project
Short Description: Assists persons (with long-term psychiatric disabilities) to find and utilize support and services they need and want,

in order to be successful in their chosen roles and environment; the services take place in the consumer's environment.

Contact Hours: Monday-Friday 8am-6pm; Saturday-Sunday 10:30am-5pm
(intensive case management)

Contact Phone: (954) 730-7284 Location City: Lauderdale Lakes

Agency Name: Henderson Behavioral Health, Inc.

Service Name: **Henderson - Residential Services - Henderson Village**

Short Description: RESTRICTED REFERRAL- A 35-bed safe haven homeless shelter for individuals with serious and persistent mental illness.

Contact Hours: Monday-Friday 8:00am-5pm

Contact Phone: (954) 735-4331 Location City: Lauderhill

Agency Name: Henderson Behavioral Health, Inc.

Service Name: **Henderson - Residential Services - Parkside House**

Short Description: A 40-bed, Level II residential treatment facility; supervision is provided 24-hours a day by qualified mental health professionals.

Contact Hours: 24 hours, 7 days a week

Contact Phone: (954) 735-1901 Location City: Lauderhill

Agency Name: Henderson Behavioral Health, Inc.

Service Name: **Henderson - Residential Services - Rainbow Villas**

Short Description: A 36-bed, Level I residential treatment facility; qualified mental health professionals provide 24-hour supervision and licensed nursing staff.

Contact Hours: 24 hours a day, 7 days a week

Contact Phone: (954) 731-2835 Location City: Lauderhill

Agency Name: Henderson Behavioral Health, Inc.

Service Name: **Henderson - Residential Services - The Summit**

Short Description: A Level III, 20-bed/16 unit apartment units residential treatment facility; supervision is provided 24-hours daily by qualified mental health staff.

Contact Hours: 24 hours, 7 days a week

Contact Phone: (954) 785-4079 Location City: Pompano Beach

Agency Name: Henderson Behavioral Health, Inc.

Service Name: **Henderson - Youth and Family Services - Family Intervention**

Short Description: Provides intensive home based therapeutic services to families in crisis; services are provided by qualified mental health professionals.

Contact Hours: Monday-Thursday 8am-8pm; Friday 8am-5pm; 24 hours, 7 days a week (on-call)

Contact Phone: (954) 731-5100 Location City: Lauderdale Lakes

Agency Name: Henderson Behavioral Health, Inc.

Service Name: **Henderson - Youth and Family Services - Henderson House**

Short Description: Provides residential services for six adolescent male foster children with behavioral problems which make placement difficult; the children are provided with mental health treatment, independent living skills training and comprehensive case

Contact Hours: 24 hours, 7 days a week

Contact Phone: (954) 748-7302 Location City: Lauderhill

Agency Name: Henderson Behavioral Health, Inc.

Service Name: **Henderson - Youth and Family Services - Outpatient Services**

Short Description: SERVES ZIP CODES: 33004, 33009, 33019, 33020, 33021, 33023, 33060, 33062, 33064, 33069, 33301, 33304, 33305, 33306, 33308, 33309, 33311, 33312, 33315, 33316, 33334, 33441, 33442 only.

Contact Hours: Monday-Thursday 8am-8pm; Friday 8am-5pm

Contact Phone: (954) 731-5100 Location City: Fort Lauderdale

Agency Name: Henderson Behavioral Health, Inc.

Service Name: **Henderson - Youth Emergency Services**

Short Description: Provides immediate access to emergency therapeutic services for children and families in Broward County; services include on-site crisis intervention, telephone consultation, linkage and referral.

Contact Hours: 24/7

Contact Phone: (954) 677-3113 Location City: Fort Lauderdale

Agency Name: <http://www.samhsa.gov/find-help>

Service Name: **SAMHSA - Mental Health Services Locator**

Short Description: Sponsored by the Substance Abuse and Mental Health Services Administration (SAMHSA). This searchable directory of mental health programs shows the location of facilities around the country that treat mental health problems.

Contact Hours: 24 hours a day, 7 days a week

Contact Phone: Location City:

Agency Name: Memorial Healthcare System

Service Name: **MHS - Memorial Regional - Psychiatric Admissions**

Short Description: Provides 24-hour psychiatric care for patients and their families at Memorial Regional Hospital; inpatient, outpatient and day treatment programs are available.

Contact Hours: 24 hours a day 7 days a week

Contact Phone: (954) 987-2000 ext. 655809 Location City: Hollywood

Agency Name: Memorial Healthcare System - Behavioral Health

Service Name: **MHS - Behavioral - Choices Program**

Short Description: Intensive Outpatient Program for adults (ages 18 years of age and over) who are experiencing a depressive or anxiety related disorder as well as those dually diagnosed with a mood disorder and substance abuse.

Contact Hours: Sun - Sat 9am - 1pm

Contact Phone: (954) 276-3422 Location City: Hollywood

Agency Name: Memorial Healthcare System - Behavioral Health

Service Name: **MHS - Behavioral - Inpatient Programs**

Short Description: The Inpatient Psychiatric Program helps those who need acute psychiatric care and stabilization in a safe, supportive evidence-based atmosphere.

Contact Hours: 24/7

Contact Phone: (954) 276-3422 Location City: Hollywood

Agency Name: Memorial Healthcare System - Behavioral Health

Service Name: **MHS - Behavioral - Odyssey Program**

Short Description: Adult day treatment program for individuals with symptoms of severe and persistent mental illness. Services include psychiatric evaluation, medication management, group therapy, occupational therapy, individual therapy and education.

Contact Hours: Call for Program Hours

Contact Phone: (954) 276-3422 Location City: Hollywood

Agency Name: Memorial Healthcare System - Behavioral Health

Service Name: **MHS - Behavioral - Rebel's Drop-In Center**

Short Description: Drop-in center for individuals, ages 18 and older who are recovering from a mental illness and/or substance abuse problem; Center provides an opportunity for structured and unstructured social activity and on-going support services

Contact Hours: Mon-Fri 3pm-8pm; Sat, Sun and Holidays 12pm-5pm

Contact Phone: (954) 276-3405 Location City: Hollywood

Agency Name: Memorial Healthcare System - Behavioral Health

Service Name: **MHS - Behavioral - Ryan White Mental Health Therapy**

Short Description: Counseling, therapy and other services provided to individuals financially eligible for Ryan White funding that are diagnosed with HIV/AIDS. Programs are available to persons with mental health, substance abuse or co-occurring disorders.

Contact Hours: Monday-Friday 8:00am-4:30pm

Contact Phone: (954) 276-3401 Location City: Hollywood

Agency Name: Mental Health Association of Southeast Florida

Service Name: **Mental Health Association - "Connections"**

Short Description: Connections is a guide/publication to behavioral health and support services available in the community that is published annually. A copy of "Connections" can be picked up at the MHA office or viewed online at www.mhasefl.org

Contact Hours: Monday-Friday 9am-5pm

Contact Phone: (954) 746-2055 Location City: Lauderhill

Agency Name: Mental Health Association of Southeast Florida

Service Name: **Mental Health Association - 9Muses Art Center**

Short Description: A community arts organization and fully-functioning art studio where instruction and mentoring are offered. Art disciplines include painting, drawing, pottery, textile, 2D and 3D design, sculpting, music, drama and creative writing.

Contact Hours: Monday-Friday 9am-6pm; Saturday 10am-5pm

Contact Phone: (954) 746-2055 Location City: Lauderhill

Agency Name: Mental Health Association of Southeast Florida

Service Name: **Mental Health Association - 9Muses Art Center**

Short Description: A community arts organization and fully-functioning art studio where instruction and mentoring are offered. Art disciplines include painting, drawing, pottery, textile, 2D and 3D design, sculpting, music, drama and creative writing.

Contact Hours: Monday-Friday 9am-6pm; Saturday 10am-5pm

Contact Phone: (954) 746-2055 Location City: Lauderhill

Agency Name: Mental Health Association of Southeast Florida

Service Name: **Mental Health Association - Consumer Support**

Services

Short Description: Provides a range of peer to peer social activities, support groups and educational opportunities including groups for anger and stress management, hoarding, anxiety disorders, depression, OCD, etc.

Contact Hours: Monday-Friday 9am-5pm

Contact Phone: (954) 746-2055 Location City: Lauderhill

Agency Name: Mental Health Association of Southeast Florida

Service Name: **Mental Health Association - Information & Referral**

Short Description: Provides information and referral to appropriate mental health services; publishes "Connections", a guide to behavioral health resource in Broward County.

Contact Hours: Monday-Friday 9am-10pm, (additional hours through the Seth Line)

Contact Phone: (954) 746-2055 Location City: Lauderhill

Agency Name: Mental Health Association of Southeast Florida
Service Name: **Mental Health Association - PROSPER**
Short Description: Recovery initiative for adults with mental illness that pairs consumers to peer partners who assist one another as they pursue life skills, social skills and health agencies that support recovery.
Contact Hours: Monday-Friday 9am-8pm, Saturday 10am-5pm
Contact Phone: (954) 746-2055 Location City: Lauderhill

Agency Name: Mental Health Association of Southeast Florida
Service Name: **Mental Health Association - Public Policy**
Short Description: Supports and advocates public policy and agendas consistent with the values of access, choice and empowerment.
Contact Hours: Monday-Friday 9am-5pm
Contact Phone: (954) 746-2055 Location City: Lauderhill

Agency Name: Mental Health Association of Southeast Florida
Service Name: **Mental Health Association - Speakers Bureau**
Short Description: Provides educational programs to community groups to promote mental wellness and enhance the mental health of our community.
Contact Hours: Mon-Fri 9am-5pm (additional hours may be scheduled)
Contact Phone: (954) 746-2055 Location City: Lauderhill

Agency Name: Mental Health Association of Southeast Florida
Service Name: **Mental Health Association - The Seth Line**
Short Description: Offers peer support and a friendly, non-judgmental perspective to mental health consumers. It offers encouragement when people are feeling lonely, sad or even angry and need someone to talk to and to listen.
Contact Hours: Monday-Friday 6pm-10pm
Contact Phone: (954) 578-5640 Location City: Lauderhill

Agency Name: National Alliance on Mental Illness - Broward
Service Name: **NAMI - Family to Family Program - English**
Short Description: A free 12-week course for families, partners and friends of individuals with serious mental illness that is offered twice a year
Contact Hours: Admin: Mon - Fri 9am - 5pm; Class: Begins Saturday, March 28, 10am-4pm
Contact Phone: (954) 316-9907 Location City: Plantation

Agency Name: National Alliance on Mental Illness - Broward
Service Name: **NAMI - Family to Family Program - English**
Short Description: A free 12-week course for family and friends of individuals with serious mental illness that is offered twice a year (in the Spring and Fall).

Contact Hours: Admin: Mon - Fri 9am - 5pm; Class: Begins Saturday, March 28, 10am-4pm

Contact Phone: (954) 316-9907 Location City: Plantation

Agency Name: National Alliance on Mental Illness - Broward

Service Name: **NAMI - Forensic Network**

Short Description: Provides assistance to families of mentally ill relatives that are in trouble with the law, have been jailed or have a scheduled court date.

Contact Hours: Mon - Fri 9 - 5pm

Contact Phone: (954) 316-9907 Location City: Plantation

Agency Name: National Alliance on Mental Illness - Broward

Service Name: **NAMI - In Our Own Voice**

Short Description: Public education presentation that offers insight into the hope and recovery possible for people living with mental illness.

Contact Hours: Vary; to schedule presentation call (954) 316-9907

Contact Phone: (954) 316-9907 Location City: Plantation

Agency Name: National Alliance on Mental Illness - Broward

Service Name: **NAMI - Peer-To-Peer Education Program**

Short Description: Unique 10-week learning experience for adults with any serious mental illness interested in establishing and maintaining their wellness and recovery. Attending all 10 classes is strongly recommended.

Contact Hours: Admin: Mon - Fri 9am-5pm; Classes begin 2/4/15, 3pm

Contact Phone: (954) 564-8160, Jodi Location City: Plantation

Agency Name: Nova Southeastern University

Service Name: **Nova - Center for Veterans Assistance**

Short Description: Provides free counseling and assessment services for United States military veterans and their dependents. Services include psychological/psychoeducational testing, individual therapy and family therapy. must have a DD214

Contact Hours: Mon-Thurs 9am-9pm, Fri 9am-5pm, Sat 9am-1pm

Contact Phone: 954-262-5823 Location City: Davie

Agency Name: Nova Southeastern University

Service Name: **Nova - Counseling Center for Older Adults**

Short Description: Provides assessment, individual, and group therapy services to adults, age 55 and older in Broward County who are experiencing difficulties, such as anxiety, depression, psycho-sexual dysfunction, interpersonal difficulties, etc.

Contact Hours: Mon-Thurs 9am-9pm; Fri 9am-5pm; Sat 8:00am-12Noon

Contact Phone: (954) 262-5730 Location City: Davie

Agency Name: Nova Southeastern University

Service Name: **Nova - NSU Psychology Services Center**

Short Description: Provides mental health services to children, adolescents, adults and older adults including information and referral, individual, family and group psychology, specialty programs covering a wide variety of psychological problems, etc.

Contact Hours: Monday-Thursday 9am-9pm; Friday 9am-5pm

Contact Phone: (954) 262-5730 Location City: Davie

Agency Name: Parent's Information and Resource Center Inc.

Service Name: **Parent's Information and Resource Ctr (PIRC)**

Short Description: Provides mental health evaluation and counseling, child development services, child abuse information, education, support, prevention, intervention and treatment of substance abusers and their families; support services for special needs.

Contact Hours: 8 am - 4:30 pm Monday - Friday

Contact Phone: (954) 785-8285 Location City: Pompano Beach

Agency Name: Pride Institute at Fort Lauderdale Hospital

Service Name: **Fort Lauderdale Hospital - Pride Institute**

Short Description: Provides inpatient and outpatient treatment to adult members of the LGBT community suffering from drug and alcohol addiction, depression, anxiety, sex addiction, co-occurring disorders, and other more severe psychiatric issues.

Contact Hours: 24 hours a day, 7 days a week

Contact Phone: (877) 774-3346 ext. 679 Location City: Fort Lauderdale

Agency Name: PsychSolutions Inc.

Service Name: **D10 - Therapeutic Behavioral On-Site Services**

Short Description: Provides Therapeutic Behavioral On-Site Services (TBOS), a voluntary service that provides evidence-based behavioral mental health services to children, adolescents and adults.

Contact Hours: Mon - Fri 9am-5pm

Contact Phone: (954) 581-3370 Location City: Plantation

Agency Name: Samaritan Counseling Centers of South Florida Inc.

Service Name: **Samaritan - Counseling - Ft. Lauderdale**

Short Description: Offers individual counseling and psychotherapy, marital and family therapy, relationship counseling, group therapy and pastoral counseling.

Contact Hours: Monday-Friday 9am-4pm

Contact Phone: (954) 463-2273 Location City: Fort Lauderdale

Agency Name: Samaritan Counseling Centers of South Florida Inc.

Service Name: **Samaritan - Counseling - Plantation**

Short Description: Offers individual counseling and psychotherapy, marital and family therapy, relationship counseling, group therapy and pastoral counseling.

Contact Hours: By appointment; call for information on days and times available

Contact Phone: (954) 463-2273 Location City: Plantation

Agency Name: Samaritan Counseling Centers of South Florida Inc.

Service Name: **Samaritan - Counseling - Pompano Beach I**

Short Description: Offers individual counseling and psychotherapy, marital and family therapy, relationship counseling, group therapy and pastoral counseling.

Contact Hours: By appointment; call for information on days and times available

Contact Phone: (954) 463-2273 Location City: Pompano Beach

Agency Name: Samaritan Counseling Centers of South Florida Inc.

Service Name: **Samaritan - Counseling - Pompano Beach II**

Short Description: Offers individual counseling and psychotherapy, marital and family therapy, relationship counseling, group therapy and pastoral counseling. Services are provided by a team of highly trained and experienced counselors.

Contact Hours: By appointment; call for information on days and times available

Contact Phone: (954) 463-2273 Location City: Pompano Beach

Agency Name: Samaritan Counseling Centers of South Florida Inc.

Service Name: **Samaritan - Counseling - Southwest Ranches**

Short Description: Offers individual counseling and psychotherapy, marital and family therapy, relationship counseling, group therapy and pastoral counseling.

Contact Hours: By appointment; call for information on days and times available

Contact Phone: (954) 463-2273 Location City: Southwest Ranches

Agency Name: School Board - SSS - Exceptional Student Education

Service Name: **BC Schools - Emotional Behavioral Disability - Cross Creek**

Short Description: Cross Creek School was developed by the School Board of Broward County as an educational center servicing Emotionally Behaviorally Disturbed (EBD) students ranging in ages from 5 to 22, K to 12th grades.

Contact Hours: Monday-Friday 9:15am-3:30pm

Contact Phone: (754) 321-6450 Location City: Pompano Beach

Agency Name: School Board - SSS - Exceptional Student Education

Service Name: **BC Schools - Emotional Behavioral Disability - Sunset**

Short Description: Sunset School was developed by the School Board of Broward County as an educational center servicing Emotionally Behaviorally Disturbed (EBD) students ranging

in ages from 5 to 22, K to 12th grades.

Contact Hours: Monday-Friday 7:30am-3:30pm
Contact Phone: (754) 321-7450 Location City: Fort Lauderdale

Agency Name: School Board - SSS - Exceptional Student Education

Service Name: **BC Schools - Emotional Behavioral Disability - Whispering Pines**

Short Description: Whispering Pines School was developed by the School Board of Broward County as an educational center servicing Emotionally Behaviorally Disturbed (EBD) students ranging in ages from 5 to 22, K to 12th grades.

Contact Hours: Monday-Friday 9am-3:30pm
Contact Phone: (754) 321-7650 Location City: Miramar

Agency Name: Silver Impact, Inc.

Service Name: **Silver Impact - Drop In Center and Outreach Program**

Short Description: Facilitates recovery and resiliency from mental illness. Attending the Drop-In Center relieves feelings of isolation, increases self-esteem and instills feelings of dignity.

Contact Hours: Mon- Fri 10am-4pm
Contact Phone: (954) 572-0444 Location City: Lauderhill

Agency Name: Starting Place Inc.

Service Name: **Starting Place - Assessments and Referrals**

Short Description: Provides screening, assessment and referrals for placement and treatment within the mental health and substance abuse network; serves youth over 8 years old and adults.

Contact Hours: Monday-Thursday 8am-9pm; Friday 8am-4:30pm
Contact Phone: (954) 327-4060 Location City: Plantation

Agency Name: Starting Place Inc.

Service Name: **Starting Place - Bridge/ Byrne**

Short Description: Provides individual and/ or family counseling with dual diagnosis (mental health/ Substance Abuse) for adolescents 12-17.

Contact Hours: Monday-Thursday 8am-9pm; Friday 8am-4:30pm
Contact Phone: (954) 327-4060 Location City: Plantation

Agency Name: Susan B. Anthony Recovery Center, Inc.

Service Name: **Susan B. Anthony - Substance Abuse Treatment**

Short Description: Provides residential substance abuse treatment for women and their children. May have co-occurring disorders; includes 24 supervision, counseling, parenting, and relapse prevention classes.

Contact Hours: M-F 8a-5p
Contact Phone: (954)733-6068 Location City: Pembroke Pines

Agency Name: The Watershed Treatment Addiction Programs, Inc.

Service Name: **Watershed - Dual Diagnosis Program - Boca**

Short Description: FOR PROFIT - Provides mental health care to clients with a diagnosis indicating the presence of a mental disorder in addition to substance abuse.

Contact Hours: 24/7/365

Contact Phone: (800) 260-7129 Location City: Boca Raton

Agency Name: The Watershed Treatment Addiction Programs, Inc

Service Name: **Watershed - Dual Diagnosis Program - Boynton**

Short Description: FOR PROFIT - Provides mental health care to clients with a diagnosis indicating the presence of a mental disorder in addition to substance abuse.

Contact Hours: 24/7/365

Contact Phone: (800) 260-7129 Location City: Other FL County

Agency Name: Toll-Free Helplines

Service Name: **Self Injury Hotline**

Short Description: Self-Injury (SI) (or Self-harm, SH) is be a way of coping with problems. It may help you express feelings you can't put into words, distract you from your life, or release emotional pain. Self-injury is an unhealthy way to cope with emotion

Contact Hours: 24-hours

Contact Phone: (800) 366-8288 Location City:

Agency Name: Toll-Free Helplines

Service Name: **Therapist Abuse Hotline**

Short Description: For people who have been harmed or abused by psychiatric or other mental health treatment.

Contact Phone: (800) 782-2878

Agency Name: Twelve for Children and Families of Florida, Inc., The

Service Name: **Twelve for Children and Families - Enhanced Foster Care**

Short Description: RESTRICTED REFERRAL: DCF/ ChildNet: Program provides foster care and mental health services to clients 8 - 17 years of age.

Contact Hours: Mon-Fri 9am-5pm; 24 hours, 7 days a week (Support)

Contact Phone: (954) 667-0960 Location City: Wilton Manors

Agency Name: US Department of Veterans Affairs

Service Name: **Veterans Affairs - Broward County VA Outpatient**

Clinic

Short Description: *This new facility replaced the Oakland Park VA Outpatient

Clinic.

Screens patients requesting admission to the VA hospital in Miami and provides follow-up after discharge.

Contact Hours: Monday-Friday 8am-4:30pm
Contact Phone: (954) 475-5500 Location City: Sunrise

Agency Name: US Department of Veterans Affairs

Service Name: **Veterans Affairs - CBOC - Pembroke Pines**
Short Description: To make access to health care easier, VHA offers Community-Based Outpatient Clinics (CBOC) across the county.

Contact Hours: Monday-Friday 8am-4:30pm
Contact Phone: (954) 894-1668 Location City: Pembroke Pines

Agency Name: US Department of Veterans Affairs

Service Name: **Veterans Affairs - Vets Prevail Program**
Short Description: Provides a full-spectrum mental health solution with points of entry outside the formal Veterans Administration and Department of defense systems, bringing an easily accessible, stigma-free option to those falling through the cracks.

Contact Hours: 24/7/365
Contact Phone: Location City: Washington

⁴211 Broward (2015). www.211broward.org: March 2015

APPENDICES

APPENDIX C: Needs Assessment and Logic Models

**Exhibit 1 – Broward Drug Epidemiology Network (DEN) Annual Report
June 2014**

**Exhibit 2 – Broward 2014 Florida Youth Substance Abuse Survey
Part I**

**Exhibit 3 – Broward 2014 Florida Youth Substance Abuse Survey
Part II**

Exhibit 4 – Drug-Related Deaths in Florida Exhibit 5 – *Broward*

***Briefing* Marijuana Wax Exhibit 6 – *Broward Briefing* Flakka**

Exhibit 7 – *Broward Briefing* Declining Alcohol and Cigarette Use


**Exhibit 8 – *Broward Briefing* Florida Youth Substance Abuse Survey
Marijuana Trends**

Exhibit 9 – Underage Drinking Problem Statement Logic Model

Exhibit 10 – Marijuana Problem Statement Logic Model

**Exhibit 11 – Nonmedical Prescription Drug & Polydrug Abuse
Problem Statement Logic Model**

**Exhibit 12 – Broward Comprehensive Community Action Plan
Master Logic Model**



United Way of Broward County Commission on Substance Abuse

**Drug Abuse Trends in Broward County, Florida:
June 2014**



Drug Abuse Trends in Broward County, Florida: June 2014

James N. Hall¹

ABSTRACT

*The key finding for this reporting period is that there has been significant progress in reducing prescription drug diversion across Florida along with moderate declines in consequences related to the **nonmedical use of pharmaceuticals** in Broward County and statewide. Deaths and treatment admissions for prescription opioids still remain at high levels throughout Florida. The level of “doctor shopping” for medications declined 51-percent statewide between the first quarter of 2012 and the last quarter of 2013. However the availability of **hydromorphone** (e.g. Dilaudid®) and deaths related to its misuse are rapidly rising. The second key finding is that the former “bath salt” and synthetic cathinone, **Methylone**, along with other **hallucinogens** are the fastest rising drugs analyzed by South Florida crime labs. There were 1,194 methylone crime lab items, mostly sold as “Mollys,” compared to only 54 **MDMA** reports in 2013. In all there, were 36 different **emerging synthetic drugs** analyzed in South Florida crime labs in 2013 for a total of 1,540 such items seized in drug arrests.*

*Deaths in which **cocaine** was found to be present declined sharply in Broward County during the first half of 2013. Cocaine treatment admissions also continued to decline in 2013. Cocaine crime lab cases continue to outnumber all other substances while declining 11-percent between 2012 and 2013. **Heroin** indicators remain at relative low levels and stable although heroin crime labs cases increased 33-percent in South Florida between 2012 and 2013. Consequences of **marijuana** use and addiction continued at high levels particularly among adolescents and young adults. However primary marijuana treatment admissions declined sharply both locally and nationally in 2013 and particularly among youth in Broward County. The increasing uses of civil citations in lieu of criminal charges for juveniles have reduced the high level of adolescents as marijuana treatment clients. Eleven different **synthetic cannabinoids** were detected in South Florida crime labs during 2013 for a total of 145 items including 68 for XLR-11, yet there were significant decreases in the number of poison information center exposure calls for these substances in 2013 compare with 2011 and 2012 across the State and in Broward County. Production of marijuana, “Wax” or “Budder” is increasingly found in seized local grow house operations. While **methamphetamine** consequences are at low levels compared to other substances, crime lab cases increased 24-percent in 2013 compared to 2012 as deaths statewide increased 11-percent from 146 in 2012 to an estimated 162 for 2013 based on cases in the first half of the year.*

INTRODUCTION

This report reviews data from 2012 and 2013 for drug-related deaths, addiction treatment admissions, poison information center exposure calls (through April 2014), and crime laboratory analysis. Information is presented by primary substance of abuse, with topics including cocaine, heroin, nonmedical use of prescription opioids, benzodiazepines, methamphetamine and amphetamines, marijuana (including synthetic cannabinoids), emerging psychoactive substances, MDMA (3,4-methylenedioxymethamphetamine) or ecstasy, GHB (gamma hydroxybutyrate), and muscle relaxants. While the information is classified by a single drug or category, the reader should note an underlying problem of polysubstance abuse as mentioned throughout this report.

Area Description

The population of the State of Florida was 19,552,860, according to the 2013 U.S. Census estimates, of whom 23.2 percent are Latino/Hispanics. White persons of all ethnicities constitute 78.3 percent, including 57

¹The author is Epidemiologist with the Center for Applied Research on Substance Use and Health Disparities at Nova Southeastern University.

percent who are White non-Hispanic; 16.6 percent are Black; and 2.7 percent are Asian. Foreign-born persons account for 19.3 percent of the State's population.

Broward County, situated between Palm Beach and Miami-Dade Counties on Florida's southeast coast, is composed of Ft. Lauderdale, plus 31 other municipalities and an unincorporated area. The county covers 1,197 square miles, including 25 miles of coastline. According to the 2013 U.S. Census, the Broward County population was 1,838,844. The population is 66.1 percent White, including 41.9 percent who are White, non-Hispanic; 27.9 percent are Black; and 3.5 percent are Asian. Latino/Hispanics constitute 26.5 percent of the population. Foreign-born persons account for 31.4 percent of the county's population. Broward County is the second most populated county in Florida and accounts for 9.4 percent of Florida's population.

Data Sources

This report describes current drug abuse trends in South Florida, using the data sources summarized below:

- **Data on drug-related mortality** presented were provided by the Florida Department of Law Enforcement (FDLE) Medical Examiners Commission's *2013 Interim Report of Drugs Identified in Deceased Persons between January and June 2013*. The report provides information on the total number of various drugs detected in 4,159 decedents, mostly for whom an autopsy was performed but not for all of the more than 94,000 deaths that occurred in Florida during the first six months of 2013. The numbers of drugs detected are referred to as "occurrences" and should not be confused with the actual number of drug-related deaths. Medical examiners (MEs) reported the number of drug-related deaths (whether the drug was the cause of death or was merely found to be present) through toxicology reports submitted to the Medical Examiners Commission. In order for a death to be considered "drug-related," there needs to be at least one drug identified in the decedent, which is a drug occurrence. The vast majority of these deaths (or cases) had more than one drug occurrence. The State's local medical examiners were asked to distinguish between the drugs being a "cause" of death or merely "present" in the body at the time of death. A drug is only indicated as the cause of death when, after examining all evidence and the autopsy and toxicology results, the medical examiner determines the drug played a causal role in the death. It is not uncommon for a decedent to have multiple drugs listed as a cause of death. When a medical examiner determines a drug is merely present or detected in the decedent, the drug may not have played a causal role in the death. It is not uncommon for a decedent to have multiple drugs listed as present. Therefore, the number of drug occurrences exceeds the number of decedents because of multiple drugs, including alcohol, identified in the same person. While this report provides the most current count of deaths in which substances have been detected, it is very likely that the numbers will increase for the first half of the year, when the 12-month annual report is released due to cases finalized after the reporting deadline.
- **Drug treatment data on primary admissions to all addiction treatment programs** receiving any public funding in Broward County during calendar years 2010 through 2013 were provided by the Florida Department of Children and Families as of May 21, 2014.
- **Crime laboratory drug analyses reports** were queried from the Drug Enforcement Administration's (DEA's) National Forensic Laboratory Information System (NFLIS) Data Query System on May 9, 2014, for Miami-Dade, Broward, and Palm Beach Counties for the timeframe January through December 2013. The NFLIS methodology allows for the accounting of up to three drugs per item submitted for analysis. The numbers of NFLIS include primary, secondary, and tertiary substances for crime laboratory items analyzed and provide a more complete surveillance than when only the primary substance detected was reported. It is now appropriate to compare the 2013 NFLIS data with those from 2011 and 2011 as reported in the June 2013 South Florida CEWG Report. It should also be noted that the NFLIS data combine some, but not all, pharmaceutical items into the category of "controlled substance." This factor means that the numbers provided for reports of specific medications or categories (e.g., prescription opioids or benzodiazepines) may

be fewer than those submitted to local crime laboratories. Further information on the NFLIS methodology is available at: <http://www.deadiversion.usdoj.gov/>

- **Data related to Level 5 doctor shopping** is from the Florida Department of Health 2012-2013 Prescription Drug Monitoring Program Annual Report.
- **Reports on poison exposure calls for synthetic cannabinoids and synthetic or substitute cathinones** are from the Florida Poison Information Center–Miami for all of Florida and the three Southeast Florida Counties for calendar years 2012 and 2013 and January–April 2014.
- **Prevalence of substance use data** are from the 2008–2010 National Survey on Drug Use and Health Substate Estimates of Substance Use and Mental Disorders by the Substance Abuse and Mental Health Services Administration’s (SAMHSA) Center for Behavioral Health Statistics and Quality (CBHSQ), released in 2012.

Other information on drug use patterns was derived from ethnographic research and the United Way of Broward County’s Commission on Substance Abuse’s Surveillance Support Committee.

DRUG ABUSE PATTERNS AND TRENDS

Cocaine/Crack

Cocaine problems in South Florida continued to be at the highest rates in the Nation, yet the relatively steady decline in cocaine consequences that began in 2007 has stabilized over the past three years. The numbers of deaths in which cocaine was detected declined sharply in Broward County in 2013 as did deaths caused by the drug which showed a modest increase statewide (exhibit 1). Treatment admissions for cocaine declined sharply across the State between 2007 and 2011 then stabilized in 2012. The proportion of cocaine treatment admissions in Broward County among all other drugs also declined from 2009 to 2013. The majority of cocaine-related deaths and addiction treatment admissions were among those older than 35. Many of the indicators reflected cocaine use in combination with other drugs, including all of the 2013 cocaine-related deaths in Broward.

Throughout Florida, the number of cocaine-related deaths increased by 4.4-percent in the first half of 2013 ($n=668$) compared with the second half of 2012 ($n=640$) (exhibit 1). A cocaine-related death is defined as a death in which cocaine is detected in the decedent and may or may not be considered the cause of death. In 2012, there were 1,318 cocaine-related deaths in Florida, compared with 1,144 in 2011, 1,402 in 2010, 1,462 in 2009, and 1,791 in 2008. The 2007 total of 2,179 reports was the highest number since the drug has been tracked beginning in the late 1980s. The number of cocaine-related deaths increased by 97 percent between 2001 and 2007; the key factor for that rise appears to be a corresponding 105-percent increase in deaths with cocaine in combination with other drugs, particularly prescription medications. Among the 668 cocaine-related deaths in Florida during the first half of 2013, 89 percent of the cases involved cocaine in combination with at least 1 other drug.

In Florida, a drug is considered to be a cause of death if it is detected in an amount considered a lethal dose by the local medical examiner (ME). Among the 668 cocaine-related deaths statewide in the first half of 2013, the drug was considered to be a cause of deaths in 291 (or 44 percent) of the cases. Among the decedents accounting for the cocaine-related deaths in the first half of 2013, 0.4 percent ($n=3$) were younger than 18; 10 percent were age 18–25; 20 percent were 26–34; 42 percent were 35–50; and 27 percent were older than 50.

There were 41 deaths related to cocaine abuse in Broward County in the first half of 2013, for an annualized rate of 82 occurrences, compared with 129 in 2012 (exhibit 1) or a 36-percent decline. Cocaine was found in combination with another drug in all of the cases. Cocaine was detected at a lethal level in 68 percent of the Broward County cases in the first half of 2013, representing a 24-percent decline in the number of deaths caused by the drug. Two of the 2013 cocaine-related fatalities was younger than 18; 3 of the decedents were age 18–25; 17 percent were 26–34; 46 percent were 35–50; and 24 percent were older than 50. Broward County's number of cocaine-related deaths ranked sixth among the 24 ME districts in the State during the first half of 2013.

Miami-Dade County reported the highest number of cocaine-related deaths in the State during the first half of 2013 followed by the Jacksonville ME district with 68 cases. The Orlando ME district with 59 reports was third followed by Palm Beach County with 50 and the St. Petersburg ME district with 47.

In Broward County, there were 285 primary admissions for cocaine smoking (crack), and an additional 85 for powder cocaine, accounting for a total of 370 (or 10 percent) of the 3,611 publicly funded primary treatment admissions in publicly funded programs in which a primary drug was cited (including 1,104 for alcohol) in 2013 (exhibit 2). These totals represent a modest decrease in the proportion of cocaine primary admissions from 2012 ($n=607$), when cocaine accounted for 11 percent of all admissions. Males accounted for 68 percent of the 2013 clients; 66 percent ($n=246$) were age 35 or older; and one was 17 or younger. Because of the 38-percent decrease in the total number of primary treatment admissions reported by the State in 2013 compared to 2012, exhibit 3 compares the percent of admissions by substances.

Cocaine continued to be the most commonly analyzed substance by local crime laboratories. It accounted for 10,147 NFLIS reports, or 44 percent of the 23,069 total primary, secondary, and tertiary crime laboratory reports for Miami-Dade, Broward, and Palm Beach Counties combined in 2013 (exhibit 4). This represents an 11-percent decline compared to the 11,411 cocaine crime laboratory reports in 2012. There were also 154 reports for phenylimidothiazole isomer assumed to be levamisole found along with cocaine in 2013, a 37-percent decline compared with 2012 suggesting less adulteration at the time of production in the source country and a possible higher potency.

Projections from the National Survey on Drug Use and Health (NSDUH) Substate Data estimate that there were 22,710 users of cocaine in the past year aged 12 and above living in Broward County or 8 percent of the 283,287 past year cocaine users Statewide. Broward County comprises 9.4 percent of the State's population aged 12 and above.

Heroin

Heroin consequences remain at low levels across Florida with deaths increasing sharply between 2011 and 2012 then declining in the first half of 2013 compared to the last half of 2012 statewide and in Broward county but increasing in neighboring Miami-Dade County. South American heroin has been entering the South Florida area over the past two decades. However, reports and seizures of Mexican heroin in South Florida have been noted since 2008. The proportion of primary treatment admissions for heroin increased in both the two South Florida counties between 2012 and 2013. The number of crime lab reports for heroin increased 33-percent in the region between 2012 and 2013. Many heroin consequences also involved the nonmedical use of prescription opioids.

Throughout Florida, the number of heroin-related deaths increased 89-percent in the first half of 2013 ($n=70$) compared with the first half of 2012 ($n=37$) (exhibit 5). However, the number of these deaths in the first six months of 2013 decreased by 12.5-percent compared with the second half of 2012 ($n=80$). Heroin continued to be the most lethal drug, with 97percent ($n=68$) of heroin-related deaths in the first half of 2013 caused by the drug. Polysubstance abuse was noted in all of the 2013 heroin-related deaths. Deaths caused by heroin declined in Florida from 2001 to 2006, then increased between 2006 and 2008, before declining again in 2009

and 2010 and then began increasing in 2011. Substantial increases in abuse and consequences of narcotic analgesic use occurred as heroin problems were waning, but as prescription opioid deaths started to decline in 2011, heroin deaths began to increase.

There were 2 heroin deaths in Broward County during the first half of 2013, the same number as in the first six months of 2012. However the 7 Broward County heroin deaths in the second half of 2012 made a total of 9 such deaths for that full year compared with 3 in 2011, 5 in 2010, 8 in 2009, and 17 in 2008 (exhibit 5). Lethal heroin deaths peaked in Broward County in 2001 with 51 fatalities. As with all deaths in 2012 and 2011, both of the heroin deaths in the first half of 2013 were considered to be caused by the drug, and heroin was found in combination with at least one other drug. Both of the heroin decedents in the first half of 2013 were aged 26–34, as compared to 22-percent of such deaths in all of 2012.

There were 224 primary admissions for heroin in Broward County during 2013 or 6 percent of the 3,611 treatment admissions to programs receiving any public funding and for which a primary drug was cited (including 1,104 for alcohol) (exhibits 2 and 3). This total represents a modest increase in the proportion of primary heroin admissions from 2012 ($n=292$) when the drug accounted for 5 percent of all admissions. Males accounted for 69 percent of the 2013 clients; none were younger than 18, 16 percent were age 18–25; 38 percent were 26–34; and 46 percent were age 35 or older. Injecting drug use was the primary route of administration for 87 percent of the 2013 treatment clients.

Heroin accounted for 925 crime laboratory reports, or 4 percent of the 23,069 total primary, secondary, and tertiary NFLIS reports for Miami-Dade, Broward, and Palm Beach Counties combined in 2013 (exhibit 4), as reported by NFLIS. The number of heroin crime laboratory reports increased by 33-percent between 2012 and 2013 continuing a 13-percent increase between 2011 and 2012.

Nonmedical Use of Prescription Opioids

The nonmedical use of prescription opioids continued as Florida's most deadly and addictive drug problem. However, numerous new laws and regulations took effect beginning in 2010 along with the tamper-resistant reformulation of OxyContin® the impacts of which are reflected in declining deaths beginning in 2011. Injection drug use is reported by 58 percent of Broward County prescription opioid treatment clients as their primary route of administration. Nearly 3 out of 4 occurrences of prescription opioids detected in deceased persons were aged 35 or older while nearly 2 out of 3 addiction treatment admissions for prescription opioids were for those below age 35.

In July 2010 a new Florida law provided the legal authority to close “pill mills” involved in direct sales of large quantities of opioid medications and benzodiazepines. The same law limited to a 3-day supply the amount of controlled scheduled II medication that any practitioner could directly dispense to patients. One month later the tamper-resistant reformulated OxyContin® extended release pills were shipped by the manufacturer replacing those which could be crushed by abusers to release the full dosage all at once. In March of 2011 a law enforcement Strike Force was created to raid and shut down “pill mills.” After much debate, the Florida Legislature passed House Bill 7095, a comprehensive law which took effect in July 2011 that provided stricter medical and pharmacy regulations, banned any dispensing by practitioners of controlled II medications, funded the State Strike Force, and finally permitted a Prescription Drug Monitoring Program to begin operations in the autumn of 2011. Timeline markers of these interventions are displayed on exhibits 6 and 7 of this report tracking deaths related to non-medical prescription drug misuse. The Florida Prescription Drug Monitoring Program reported a 51-percent decreased in the level of “doctor shopping” as measured by the number of patients seeing 5 or more different prescribers and using 5 or more different pharmacies in the past 90 days between the first three months of 2012 and the last three months of 2013. The number of Level

5 “doctor shopping” patients declined from 2,864 in the first quarter of 2012 to 1,415 in the last quarter of 2013.

During the first half of 2013, 2,363 individuals died in Florida with 1 or more prescription drugs in their system, of which 41 percent ($n=975$) had at least 1 prescription medication that was considered a cause of death. That means that an average of 37.5 persons died per week in Florida from a lethal prescription drug overdose in the first half of 2013; that average, however, represents a decrease of 2.6 deaths per week from the 2012 average of 40.1 deaths per week and a decrease of 11.3 deaths per week from 48.8 in 2011. Prescription drugs accounted for 78 percent of all drug occurrences among deceased person when alcohol is excluded during the first half of 2013.

Reports of hydrocodone (Vicodin® and Lortab®), oxycodone (OxyContin®, Roxicodone®, and Percocet®), and methadone (Dolophine®) identified among decedents have been tracked in Florida since 2000. Beginning in 2003, morphine (MS Contin® and Roxanol®), propoxyphene (Darvon®), fentanyl (Fentora®), hydromorphone (Dilaudid®) meperidine (Demerol HCl®), tramadol (Ultram®), buprenorphine (Buprenex® and Sub-oxone®), oxymorphone (Opana® and Numophan®), and other opioids were included in the Florida ME Commission’s surveillance monitoring program. Propoxyphene is no longer included as of the first half of 2011.

In total, there were 2,645 prescription opioids detected in decedents during the first half of 2013 (exhibit 6) of which 2,575 were identified as a specific drug with 47.5 percent ($n=1,225$) of those considered at a lethal dose and a cause of death. The number of drug occurrences exceeded the number of deaths, because many decedents had more than one substance detected, including another prescription medication, illicit drug, or alcohol. Among the opioid occurrences in the first half of 2103, 541 or 21 percent were for oxycodone, 457 or 17 percent were for morphine, 431 or 16 percent were for hydrocodone, 324 or 12 percent were for methadone (exhibit 7), 228 or 9 percent were for tramadol, 220 or 8 percent were for hydromorphone, 137 or 5 percent were for fentanyl, 124 or 5 percent were for oxymorphone, 113 or 4 percent were for other identified opioids, and 70 or 3 percent were for opioids not identified as a specific drug.

There was a 6.7-percent decline in the category of prescription opioids detected among deceased persons in Florida during the first half of 2013 compared the first half of 2012. This followed a 13-percent decrease between all of 2011 and 2012, a 4-percent decrease between 2010 and 2011 reversing a 10-percent increase between 2009 and 2010 and another 10-percent rise between 2008 and 2009.

Across Florida, the 431 hydrocodone reports detected among deceased persons in the first half of 2013 represented a 9-percent increase over the 396 reports in the previous 6 months. The 457 medical examiner reports for morphine in the first half of 2013 represent a modest 1-percent increase over the previous semiannual period. These were the only two prescription opioids with increasing reports in the first 6 months of 2013; eight others had declining occurrences. However the 220 hydromorphone reports in the first half of 2013 represented a 19-percent increase over the 185 occurrences in the first half of 2012 (exhibit 8) and the 228 tramadol reports in the first half of 2013 were a 8-percent increase compared to the first six months of 2012 ($n=211$).

The most lethal prescription opioids statewide in the first half of 2013 were methadone, which was considered a cause of death for 68 percent ($n=221$) of the decedents in which it was detected; fentanyl, which was a cause of death for 62 percent ($n=85$) of the deaths related to it; morphine, which was a cause of death for 59 percent ($n=268$) of its related deaths; and oxycodone, which was a cause of death for 52 percent ($n=279$) of its occurrences (exhibit 7). Most of the statewide ME prescription opioid cases were polydrug episodes, including 94 percent of the oxycodone reports, 92 percent of the methadone cases, 91 percent of morphine cases, and 86 percent of the hydrocodone reports.

Occurrences of four prescription opioids (oxycodone, morphine, hydrocodone, and methadone) detected among deceased persons during the first half of 2013 totaled 101 in Broward County, 82 in Palm Beach County, and 79 in Miami-Dade County.

Broward County recorded 39 occurrences for morphine among deceased persons in the first half of 2013, along with 28 oxycodone reports, 19 for hydrocodone, and 15 for methadone. These 101 combined opioid occurrences during the first 6 months of 2013 were 17-percent fewer than the 118 reports in the first half of 2012 for the same four narcotic analgesics. Among reports for these four opioids in the first half of 2013, 71 percent were considered lethal doses, and in 100 percent of the cases they were found in combination with at least one other substance. None of the opioid occurrences in the first half of 2013 was reported for a decedent under the age of 18, 8 percent were for those aged 18-25, 19 percent for ages 26-34, 25 percent for ages 35-50, and 49 percent for those over 50 years of age.

There were 1,030 primary treatment admissions for “opiates other than heroin” (prescription opioids) in Broward County during 2013 (exhibits 2 and 3). These cases accounted for 29 percent of the 3,611 publicly funded treatment admissions in which a primary drug was cited (including 1,104 for alcohol). This total is an increase in the proportion of primary prescription opioid admissions in 2012 ($n=1,260$), when the drug accounted for 23 percent of all admissions. Males accounted for 59 percent of the 2013 opioid clients. Among these clients one was younger than 18; 20 percent were age 18–25; 44 percent were 26–34; and 35 percent were age 35 or older. Among these clients, 58 percent ($n=593$) reported injecting prescription opioids; sniffing was reported by 13 percent; 25 percent reported oral administration; and 4 percent cited smoking as their primary method of use.

Hospitals reported 69 cases of neonatal abstinence syndrome in Broward County during 2012. The number of cases increased by 25-percent between 2011 and 2012. While these cases could be for maternal use of any addictive drug except alcohol, most are considered to be related to the mothers’ nonmedical misuse of prescription opioids. Statewide the number of cases increased by 192-percent between 2007 and 2011, rising from 536 to 1,563, and then rose 4-percent from 2011 to 1,630 cases in 2012.

Prescription opioids accounted for 933 crime laboratory reports or 4 percent of the 23,069 total primary, secondary, and tertiary NFLIS reports for Miami-Dade, Broward, and Palm Beach Counties combined in 2013 (exhibit 4). Prescription opioids ranked fifth among other substances analyzed in the three counties. The number of prescription opioid crime laboratory reports decreased by 4-percent between 2012 and 2013. Oxycodone accounted for 408 (or 44 percent) of the opioid reports down from 70 percent of all up opioids in 2012. Additionally, there were 252 reports for hydromorphone in 2013 (up from 151 in 2012 and 24 in 2011), 104 for hydrocodone, 57 for morphine, 36 for buprenorphine, 25 for methadone, 18 for codeine, 12 for oxymorphone, 10 for fentanyl, 7 for tramadol, and 4 dihydronormorphinone (Paramorphone®). There were also 655 “unspecified controlled substance” crime laboratory reports in 2013 that may have included additional prescription opioids.

Projections from the National Survey on Drug Use and Health 2008-2010 Substate Data estimate that there were 43,091 people aged 12 and above living in Broward County who reported the nonmedical use of pain relievers in the past year or 6.5 percent of the 653,263 past year nonmedical users of pain relievers Statewide. Broward County comprises 9.4 percent of the State’s population aged 12 and above.

Nonmedical Use of Prescription Benzodiazepines

Benzodiazepines in general and specifically alprazolam (Xanax®) continued as a substantial problem in South Florida, particularly when used non-medically in combination with other pharmaceuticals, alcohol, and illicit drugs. There were 2,287 reports of a benzodiazepine present in deceased persons across Florida in the first half of 2013, representing a 15-percent decrease in the total number ($n=2,622$) of benzodiazepine occurrences compared with the first half of 2012 but a 3-percent increase over the second half of 2012 ($n=2,209$) (exhibit 6).

Of the benzodiazepine occurrences in the first half of 2013, 25 percent ($n=568$) were considered “a cause of death.” Among the benzodiazepine ME reports statewide, 673 were attributed to alprazolam, 379 to nordiazepam (Nordaz®), 370 were for diazepam (Valium®); 259 for temazepam (Restoril®, and Normison®), and 608 were attributed to 6 other benzodiazepines.

In Broward County, there were 51 reports of alprazolam detected in deceased persons during the first half of 2013, of which 63 percent were considered a cause of death. At least one other drug was involved in 100 percent of the reports. There were also 22 reports of diazepam detected in deceased persons in Broward County; 41 percent were considered to be the cause of death, and 100 percent of these deaths involved at least one other drug. These 73 ME occurrences for the 2 benzodiazepines in the first 6 months of 2013 compare with 97 such reports for alprazolam and diazepam in the first half of 2012. None of the benzodiazepine mentions in the first half of 2013 involved a person younger than 18; 5.5 percent of the decedents were age 18–25; 15 percent were 26–34; 37 percent were 35–50; and 42.5 percent were older than 50.

In Broward County, there were 73 primary admissions for benzodiazepines during 2013, or 2 percent of 3,611 primary admissions in which a primary drug was cited (exhibits 2 and 3). This total is stable with such case in 2012 when 93 cases represented 1.7 percent of the total. Females accounted for 66 percent of the 2013 benzodiazepine clients.

Prescription benzodiazepines accounted for 849 crime laboratory reports, or 3.6 percent of the 23,069 total primary, secondary, and tertiary NFLIS reports for Miami-Dade, Broward, and Palm Beach Counties combined in 2013 (exhibit 4). This category of drugs ranked seventh among all substances analyzed in the three counties in 2013. The number of prescription benzodiazepine crime laboratory reports decreased by 4-percent between 2012 and 2013. Alprazolam accounted for 744 (or 89 percent) of the benzodiazepine reports in 2013. Additionally, there were 52 clonazepam (Klonopin®) reports, 31 for diazepam, 13 for lorazepam (Ativan®), 7 for temazepam (Restoril®), and 1 each for medazepam (Nobrium®, Rudotel®) and nitrazepam (Alodorm®, Arem®). There were also 669 “unspecified controlled substance” crime laboratory reports in 2013 that may have included additional prescription benzodiazepines.

Methamphetamine/Amphetamines

Indicators of methamphetamine abuse reflect increases in the drug’s use in the most recent reporting periods, yet remained at low levels relative to other substances. Methamphetamine was cited as the primary drug for addiction treatment among less than one half of one percent of addiction treatment clients in South Florida during 2013. Numerous anecdotal reports from private treatment counselors suggest a resurgence in methamphetamine abuse among men who have sex with men beginning in 2012. Methamphetamine use is also reported among heavy users of “club drugs.”

It is suspected that the methamphetamine being used locally is produced in Mexico. Domestic clandestine laboratory production in Florida mostly appears still to be in the north and central parts of the State using the 2-liter soda bottles “shake and bake” method that yields a relatively small amount of methamphetamine for personal use by the “cook” and for sharing with those who may have helped supply the precursor, pseudoephedrine.

Methamphetamine was detected among 81 deceased persons during the first half of 2013 statewide in Florida, compared with 73 in the first half of 2012 and 146 for the full year of 2012. There were 115 methamphetamine ME occurrences in 2011, 132 in 2010, 81 in 2009, and 114 in 2008. Methamphetamine was considered a cause of death in 36 (44 percent) of the 81 cases during the first half of 2013. There were also 111 reports of amphetamine detected among decedents across Florida in the first 6 months of 2013, stable with the 110 such occurrences in

the previous semiannual period. Amphetamine was considered the cause of death in 19 percent of the 111 cases in the first half of 2013.

There were 15 primary treatment admissions for methamphetamine in Miami-Dade County during 2013 (exhibit 2). These cases accounted for 0.4 percent of the 4,061 primary treatment admissions in which a primary drug was cited (including 1,141 for alcohol). This proportion is stable with 2012, when the drug accounted for 0.3 percent ($n=11$) of all admissions. Among 2013 methamphetamine clients 73 percent were male; none was younger than 18; 20 percent ($n=3$) were age 18–25; 40 percent ($n=6$) were 26–34; and 47 percent ($n=5$) were 35 or older. The age of one female client who cited “ice” as her primary drug is not known. There were also 6 primary admissions for other amphetamines; three were male, and two were age 18–25, one was aged 26–34, and three were aged 35 or older. Among the 15 methamphetamine clients, 9 cited smoking as their primary method of use, 3 reported sniffing, 3 reported oral ingestion, and none injected.

There were 17 primary treatment admissions for methamphetamines in Broward County during 2013 (exhibit 3). These cases accounted for 0.47 percent of the 3,611 primary treatment admissions in which a primary drug was cited (including 1,104 for alcohol). While less than one percent, this proportion is greater than the 0.27 percent ($n=16$) of all admissions from 2012. Males accounted for 82 percent ($n=14$) of the 2013 methamphetamine clients. One was younger than 18 and one was aged 18–25; 41 percent ($n=7$) were age 26–34; and 47 percent ($n=8$) were age 35 or older. There were also 9 primary admissions (4 males and 5 females) for other amphetamines, none of whom was younger than 18 years; 4 were 18–25; 3 were age 25–34; and 2 were 35 or older. Among the 17 methamphetamine clients, 10 cited smoking as their primary method of use, 3 reported injecting, 1 reported sniffing, and 3 cited oral ingestion. Among the 9 amphetamine clients, 8 reported oral ingestion and 1 cited smoking as the route of administration.

Methamphetamine accounted for 211 crime laboratory reports, or 0.9 percent of the 23,069 total primary, secondary, and tertiary NFLIS reports for Miami-Dade, Broward, and Palm Beach Counties combined in 2013 (exhibit 4) representing a 24-percent increase compared to the 170 reports in 2012. There were also 60 amphetamine crime laboratory reports in 2013.

Marijuana/Cannabis and Synthetic Cannabinoids

After leading all other substances (including alcohol) in primary treatment admission for the past 4 years, marijuana ranked third in 2013 in Broward County behind alcohol and prescription opioids. Treatment admissions for marijuana declined in South Florida between 2012 and 2013, a trend observed nationally. Consequences of marijuana use and addiction continued at high levels, particularly among adolescents and young adults.

Cannabinoids were detected in 401 deaths statewide in Florida during the first half of 2013, a 7-percent increase from the 376 occurrences during the previous 6 months. One of the occurrences was considered to be a cause of death. There were also 16 Synthetic Cannabinoid occurrences in the first half of 2013 across Florida with 38 percent being considered a cause of death.

The availability of unregulated synthetic cannabinoids increased through retail sale throughout 2010 and the first half of 2011. Their use was mostly among those who were subject to frequent drug testing that did not identify these products. However, drug tests are now available for their detection for some but not all of these ever changing substances. Also, the five synthetic cannabinoids that were federally scheduled in 2011 were made illegal by the 2011 Florida Legislature, which also banned other cannabinoids in 2012. There were 194 exposure calls statewide to Florida Poison Information Centers in 2013 for various synthetic cannabinoids (e.g., “K2” or “Spice”), down from 537 in 2012 and 517 calls in 2011. Among the calls in 2013, 7 were from Broward County. In the first 4 months of 2014, there were only 34 poison exposure calls for synthetic cannabinoids in all of Florida as

compared to 78 in the first four months of 2013 and 271 in the same time period during 2012. Exposure calls involve cases usually from a hospital ED where someone is experiencing adverse consequences after smoking or ingesting a substance.

In Broward County, there were 748 primary admissions for marijuana (or 21 percent) of the 3,611 primary treatment admissions in which a primary drug was cited including 1,104 for alcohol (exhibits 2 and 3). The 2013 proportion of marijuana admissions was well below that from 2012, when the drug accounted for 32 percent ($n=1,748$) of all admissions. Males accounted for 77 percent of the 2013 clients; 35 percent were younger than 18; 34 percent were age 18–25; 19 percent were 26–34; and 12 percent were 35 or older. It is believed that the drop in the number of marijuana treatment admissions in 2013 is due to more juvenile offenders being charged with a civil citation rather than facing juvenile justice criminal charges and mandatory drug treatment.

Cannabis/THC (tetrahydrocannabinol) accounted for 5,276 crime laboratory reports, or 22.8 percent of the 23,069 total primary, secondary, and tertiary NFLIS reports for Miami-Dade, Broward, and Palm Beach Counties combined in 2013 (exhibit 4). This total decreased by 2-percent from the number of marijuana crime laboratory cases in 2012. As in previous years, marijuana ranked second among all substances analyzed in the three counties.

The total number of South Florida crime laboratory Synthetic Cannabinoid reports increased from 19 reports in 2011 to 190 in 2012 to 145 in 2013. Among the 11 different synthetic cannabinoids reported in 2013 were 68 items for XLR-11, 27 for PB-22, 15 for 5F-PB-22, 13 for UR-144, and 10 for AM-2201 (down from 114 reports in 2012). Additionally in 2013 there 7 crime lab reports for JWH-018, as well as one each for AKB48, AM2233, JWH-122, JWH-203, and JWH-250.

In the spring of 2014 South Florida law enforcement departments report finding paraphernalia for manufacturing marijuana wax in seized grow house operations. Marijuana wax also called “Budder,” or butane hash oil, or even “ear wax hash” is produced by soaking left over marijuana leaves and stems of plants in a solvent such as butane which extracts various components of the plant including any number of cannabinoids which are the active drugs in the marijuana. The gooey residue is then allowed to dry-out as the butane vaporizes into the air resulting in a sticky paste ranging in color from brown to dark green or yellow. The wax can be smeared onto a marijuana joint or tobacco cigarette, placed in a water pipe, or most often melted in a vaporizer or electronic cigarette devise. The inhaled wax vapors have a much higher dose level of not only THC but other cannabis ingredients causing unwanted adverse effects. Consequences of use may range from severe hallucinations, anxiety, paranoia, and heart problems. Wax is not only more potent than pot itself; it is also more toxic. Products called marijuana wax could also be made from synthetic marijuana chemicals bought online from China.

Projections from the NSDUH estimate that there were 148,199 marijuana users in the past year aged 12 and above living in Broward County or 9 percent of the 1,634,705 past year marijuana users Statewide. Broward County comprises 9.4 percent of the State’s population aged 12 and above. Past month users of marijuana total 251,439 in these same four counties or 26.5 percent of the 947,386 past month users Statewide. The average annual number of first time marijuana users totaled 59,955 in the four southeastern Florida counties and 219,818 Statewide based on the NSDUH Substate Data. Among Miami-Dade residents aged 12 and above, 55 percent reported that use of marijuana once a month or more presented a great risk as did 43 percent of those in Broward County and 39 percent in Palm Beach County.

Emerging Psychoactive Substances and other Hallucinogens

The Florida Medical Examiner Commission reported for the first time on deaths related to emerging synthetic drugs during the first half of 2013 across the State of Florida. During that time 64 such drug occurrences were

noted including the 16 Synthetic Cannabinoids mentioned in the marijuana section of this report. There were also 28 deaths in the first half of 2013 related to Synthetic Cathinones (e.g., methydone, "Molly," or "bath salts") half of which were considered to be a cause of death. There were also 5 deaths related to the category of Phenethylamines and Piperazines with two of them considered a cause of death. This category would include both MDMA and MDA although neither was specifically identified in the 2013 reports. Additionally there was one Tryptamine death considered to be caused by the drug. There were 14 deaths related to Sympathomimetic Amines of which half were considered a cause of death.

In all of Florida, there were only 10 Florida Poison Information Center exposure calls for "bath salts" (synthetic cathinones) in the first 4 months of 2014; none of these calls was from Broward County. In all of 2013 there were 43 exposure calls for "bath salts;" 1 of which was from Broward County. In 2012 the total number of "bath salt" calls was 72 for all of Florida with 3 from Broward County.

In 2013 there were 844 items for "unspecified Hallucinogens" reported by South Florida crime laboratories ranking fourth among all substances and representing an increase of 88-percent compared to 2012(exhibit 4). There were also 1,242 crime lab reports for Synthetic (Substituted) Cathinones in 2013, up from 496 in 2012 and 74 in 2011. Methydone was detected in 1,194 of these samples(exhibit 4), most of which were alleged to be "Molly" capsules. There were also 16 items analyzed as MDPV and 15 as 4-MEC along with 7 additional synthetic cathinones.

Other crime lab reports included 39 piperazines in 2013 with 21 BZP (1-benzylpiperazine) items and 18 TFMPP (1-3[3-trifluoromethylphenyl] piperazine) reports. These cases are fewer than in 2012 when there were 113 BZP items and 86 reports for TFMPP. BZP in combination with TFMPP is often sold as "ecstasy."

Among the category of 2C-Phenethylamines were 19 crime lab items for 2C-I-NBOME and 8 for LSD as well as one each for 2CB, 2CE, and 2C-C-NBOME. There were also 23 Tryptamines including 5 for 5-MeO-DIPT (5-Methoxy-N,N-Diisopropyltryptamine) or "foxy methoxy", and 5 reports each for DET, DMT, and psilocybin/psilocyn in addition to 3 items for 5-MEO-DALT. In 2012 there were 89 reports for 5-MeO-DIPT.

MDMA

Measures of MDMA abuse have declined in the South Florida area to low numbers in recent years, while reports of other hallucinogenic amphetamines often sold as "ecstasy" or "Mollys" have increased. Medical examiner and crime laboratory reports with toxicological testing of the actual substance, reflect dramatically declining numbers of MDMA but increasing cases of methydone and other emerging psychoactive drugs as cited above.

There were 9 MDMA-related deaths statewide in Florida in 2012, with the drug being cited as the cause of death in three of these cases. There were also 6 reports of MDA-related deaths statewide in Florida during 2012, one of which was considered the cause of death. During the previous year, there were 19 MDMA-related deaths and 7 for MDA.

There were 2 primary treatment admissions for MDMA in Broward County in 2013 (exhibits 2). In 2012, there were 10 primary treatment admissions for MDMA in Miami-Dade County and 4 in Broward County.

MDMA accounted for 54 crime laboratory reports, or 0.2 percent, of the 23,069 total primary, secondary, and tertiary NFLIS reports for Miami-Dade, Broward, and Palm Beach Counties combined in 2013. This number is down from the 107 items in 2012 and the 299 reports in 2011. MDMA ranked 21st among all substances analyzed in the three counties during 2013, down from 17th in 2012 and 8th in 2011.

GHB

Abuse of the anesthetic GHB declined substantially over the past decade. There are several compounds that are converted by the body to GHB, including gamma butyrolactone (GBL) and 1,4-butanediol (1,4-BD). Over the past few years, GHB abuse had involved only the abuse of 1,4-BD, but crime laboratory cases for GHB appeared in 2012 and for GBL in 2012 and 2013. Commonly used with alcohol, these substances have been implicated in drug-facilitated rapes and other crimes. GHB was declared a federally controlled Schedule I drug in March 2000, and indicators of its abuse have declined since that time.

There were no GHB-related deaths statewide during the first half of 2013 compared to 7 in the first half of 2012. There were nine GHB-related deaths statewide each year in both 2012 and 2011, eight in 2010, six in 2009, three in 2008, five in 2007, four in 2006, and nine in 2005. Statewide in Florida, GHB-related deaths increased from 23 in 2000 to 28 in 2001; they then declined to 19 in 2002 before declining to 11 in 2003 and 2004.

There were 4 crime laboratory reports for 1,4-BD and 4 for GBL among the 23,069 total primary, secondary, and tertiary NFLIS reports for Miami-Dade, Broward, and Palm Beach Counties combined in 2013. In 2012 there were 5 crime laboratory reports for 1,4-BD and 3 each for GHB and GBL. In 2011, there were 9 crime laboratory reports for 1,4-BD and none for either GHB or GBL.

Seven medical examiner occurrences were reported for ketamine during the first half of 2013 in Florida but none was considered a cause of death.

Nonmedical Use of Prescription Muscle Relaxants and Sedatives

Muscle relaxants may be abused in combination other drugs, particularly with prescription opioids and benzodiazepines. There were 129 reports of carisoprodol (Soma®) or meprobamate among deceased persons across Florida in the first half of 2013 compared with 175 such reports during the first half of 2012. There were 151 carisoprodol/meprobamate occurrences during the second half of 2012 for a total of 326 in all of 2012, 478 in 2011, 513 in 2010, 455 in 2009, and 415 deaths in 2008. Among the occurrences during the first half of 2013, 28 percent ($n=36$) were considered to be a cause of death. The 15-percent decrease in muscle relaxant deaths between the second half of 2012 and the first half of 2013 reflects a similar decline as seen for other prescription medications over the same two reporting periods.

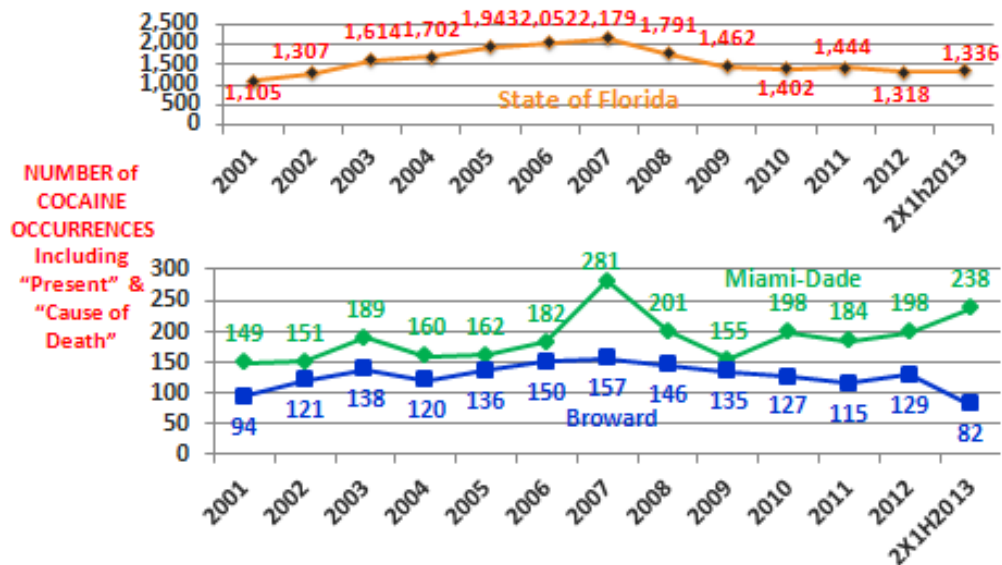
There was one primary treatment admission for carisoprodol in Broward County in 2013. NFLIS laboratories analyzed 13 carisoprodol items in the South Florida MSA in 2013, a steady decrease from the 33 in 2012; 42 reports in 2011; and 55 in 2010.

There were 155 medical examiner occurrences for the sedative-hypnotic, zolpidem (e.g., Ambien®) in the first half of 2013 representing a 7-percent decline compared to the 167 reports in the previous six months. Among the occurrences in the first half of 2013, 21 percent ($n=32$) were considered a cause of death.

There were 2 primary treatment admissions for sedative/hypnotics in Broward County in 2013. NFLIS laboratories analyzed 9 zolpidem items in the South Florida MSA in 2013, compared to the 11 reports in 2012 and 6 in 2011.

*For inquiries regarding this report, contact James N. Hall, Epidemiologist, Center for Applied Research on Substance Use and Health Disparities, Nova Southeastern University,
Phone: 786-547-7249, E-mail: upfrontin@aol.com.*

Exhibit 1 Number of Cocaine Reports Detected Among Decedents in Florida: 2000-2013



SOURCE: Florida Medical Examiners Commission Interim Report Jan-Jun 2013

Exhibit 2. Number of Primary Treatment Admissions, by Substance, in Broward County, Florida: 2009–2013

Primary Treatment Substance	2010	2011	2012	2013
Alcohol	1,142	1,302	1,360	1,104
Crack Cocaine	424	432	472	285
Powder Cocaine	57	123	135	85
Heroin	156	169	292	224
Rx Opioids	1,118	1,459	1,260	1,030
Marijuana	1,689	1,949	1,748	748
Methamphetamine	34	12	16	17
Amphetamine	2	8	8	9
MDMA	5	7	4	2
PCP	0	0	0	1
Benzodiazepine	101	140	93	73
All Other Drugs	37	219	47	15
Substance Unknown	304	178	430	18
Total Admissions	5,069	5,851	5,865	3,611

SOURCE: Florida Department of Children and Families, data submitted May 21, 2014

Exhibit 3

Percent of Treatment Admissions by Primary Drug: Broward County 2009-2013

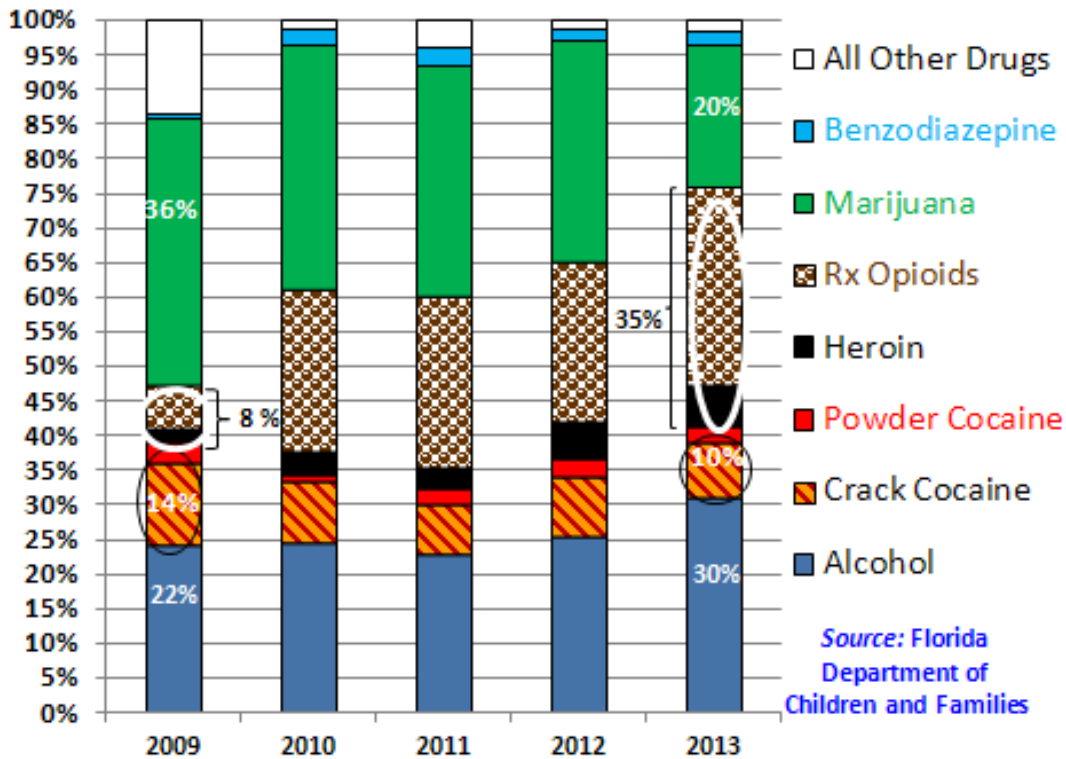


Exhibit 4 Top 10 Most Frequently Identified Drugs of Total

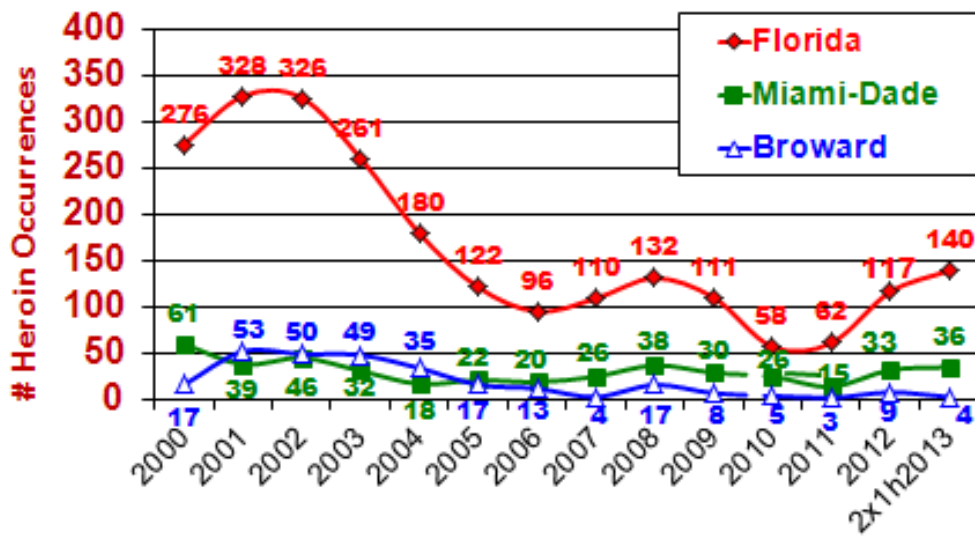
Reports from South Florida Crime Labs Reports CY 2013¹

Drug	2013	% Δ vs. 2012
Cocaine	10,147	Down 11 %
Marijuana/Cannabis/THC	5,276	Down 2 %
Methylone (N-Methyl-3,4-Methylenedioxycathinone)	1,194	Up 208 %
Hallucinogen	984	Up 88 %
Rx Opioids	933	Down 4 %
Heroin	925	Up 33 %
Rx Benzodiazepines	849	Down 4 %
Methamphetamine	211	Up 24 %
Phenylimidothiazole Isomer	154	Down 37 %
Caffeine	131	Down 45 %
All Other Analyzed Drugs	2,272	Down 18 %
Total	23,069	Down 3 %

¹Data are for January–December 2013 and include primary, secondary, and tertiary reports.

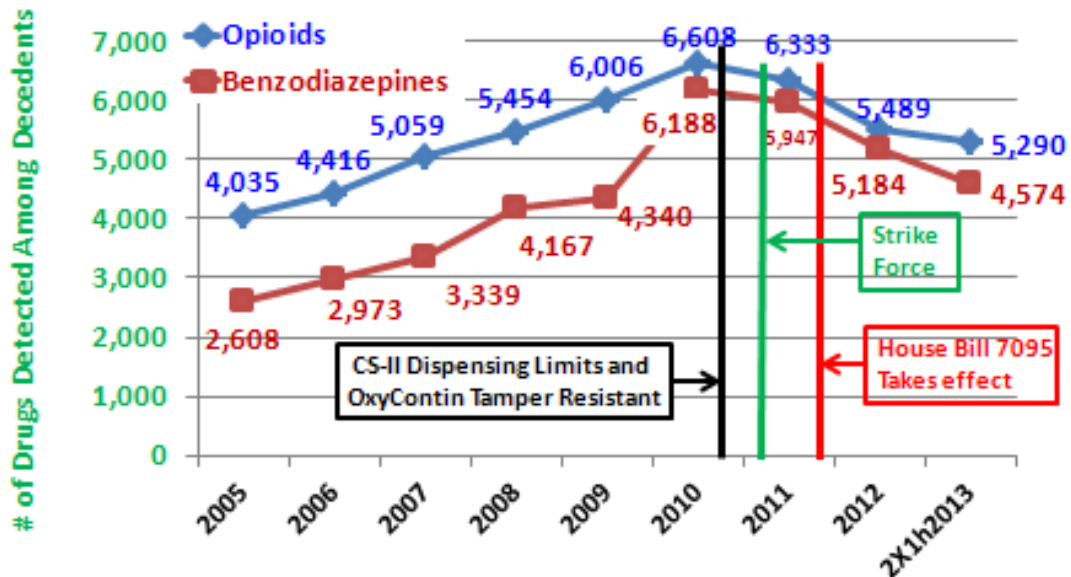
SOURCE: NFLIS, DEA, data retrieved May 9, 2014

Exhibit 5 **Number of Heroin-related Deaths**
in Florida: 2000 – 2x1h2013



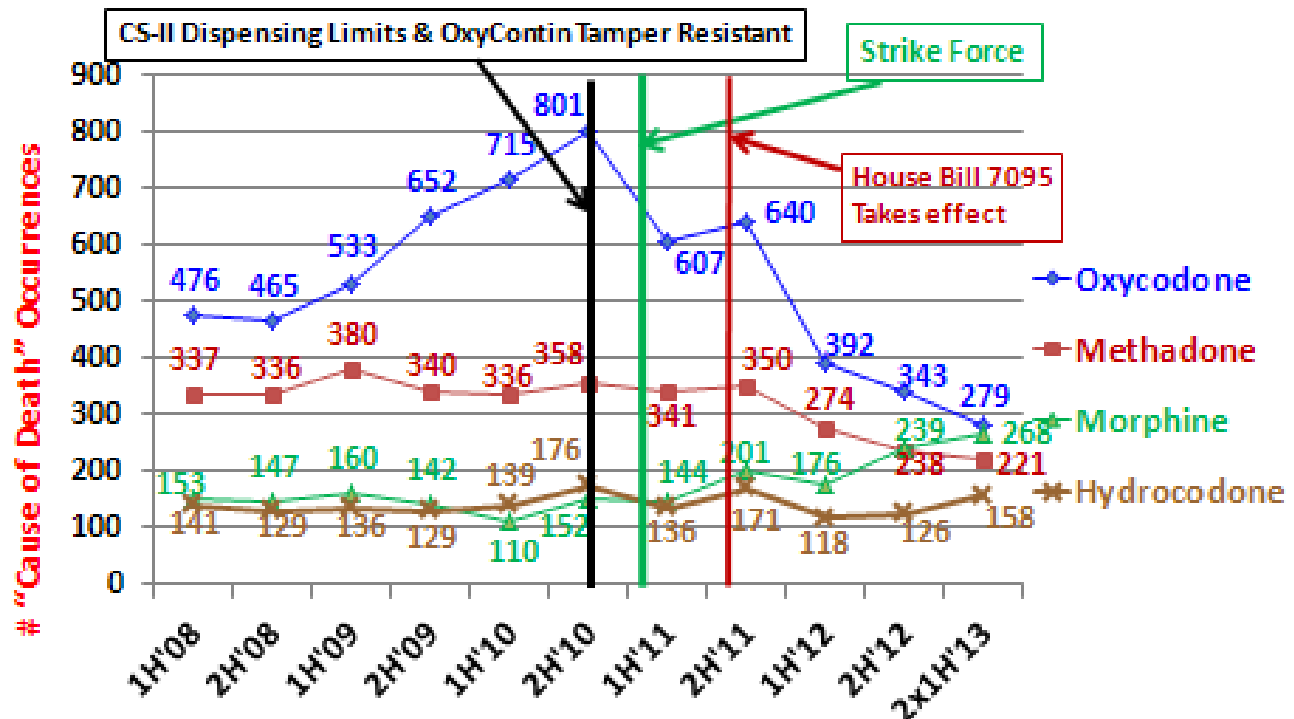
SOURCE: Florida Medical Examiners Commission Reports 2000-2013

Exhibit 6 **Number of Nonmedical Rx Opioids and**
Benzodiazepine Reports Detected among Decedents
in Florida 2005 – 2x1h2013



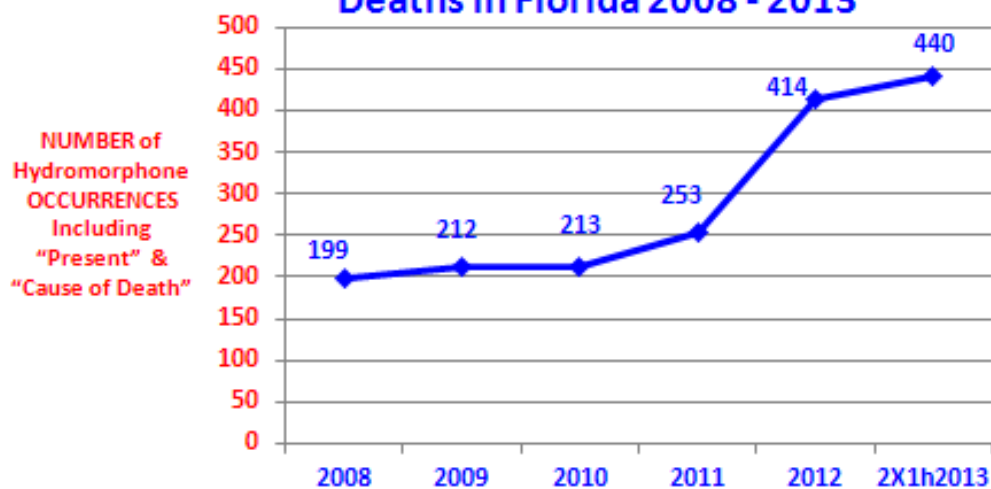
Source: FDLE – Drugs Identified In Deceased Persons by Florida Medical Examiners
Jan 2005 - Jun 2013 Reports

Exhibit 7 Number of Selected **Lethal Rx Opioid Occurrences** Among Deceased Persons in Florida Jan 2008 to Jun 2013



Source: FDLE – Drugs Identified In Deceased Persons by Florida Medical Examiners
Jan 2008 - Jun 2013 Reports

Exhibit 8 Number of Hydromorphone-Related Deaths in Florida 2008 - 2013



Source: FDLE – Drugs Identified In Deceased Persons by Florida Medical Examiners
Jan 2008 - Jun 2013 Reports

Most Recent Changes in Southeast Florida Substance Abuse Indicators Miami-Dade and Broward Counties, Florida

June 2013 vs. January 2014 Reports

Substance	Cause of Deaths (2012 vs. 2 x 1H 2013)	Treatment Admissions (2012 vs. 2013)	Crime Lab (2012 vs. 2013)
Marijuana	N/A	Down Both Counties	High; Stable
Cocaine	Down 1-% Miami-Dade Down 24-% Broward	Down Both Counties	High; Down 11-%
Rx Opioids	Up 32-% Miami-Dade Down 20-% Broward	Up in Both Counties	Down 4-%
Benzodiazepines	Down 24-% Miami-Dade Down 16-% Broward	Stable in Both Counties	Down 4-%
Heroin	Up 6-% Miami-Dade Down 56-% Broward	Up 75-% in Miami-Dade Up 20-% in Broward	Up 33-%
Methamphetamine	Up 6-% Statewide*	Low & Stable Both Counties	Low; Up 24-%
bk-Methylone	N/A	N/A	Up 208-%
MDMA	Down 50-% Statewide*	Low & Stable Both Counties	Low; Down 50-%

*County Breakout of MDMA and Methamphetamine Medical Examiner data not available

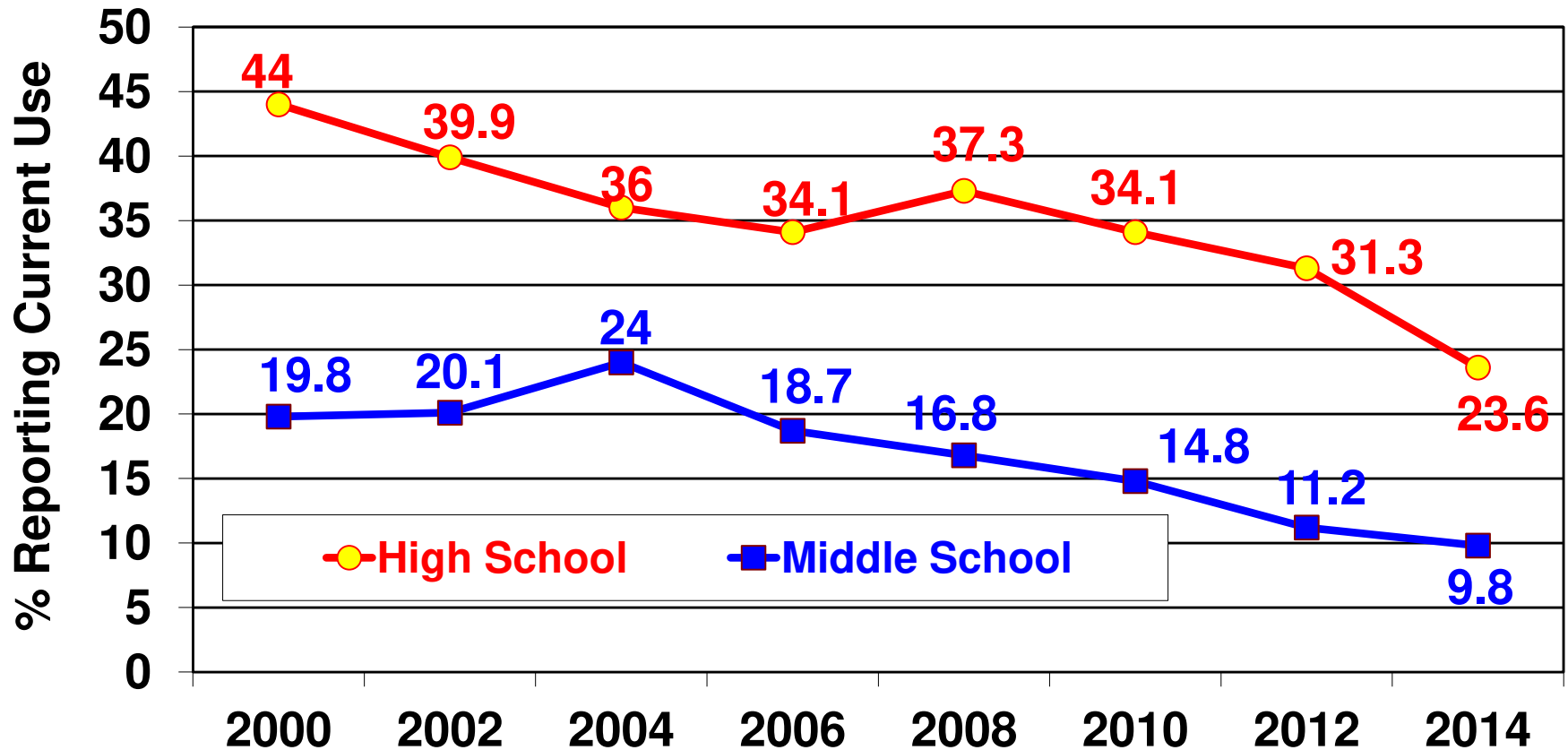


Broward County Report

2014 Florida Youth Substance Abuse Survey – Alcohol and Marijuana

**James N. Hall, Epidemiologist
Nova Southeastern University**

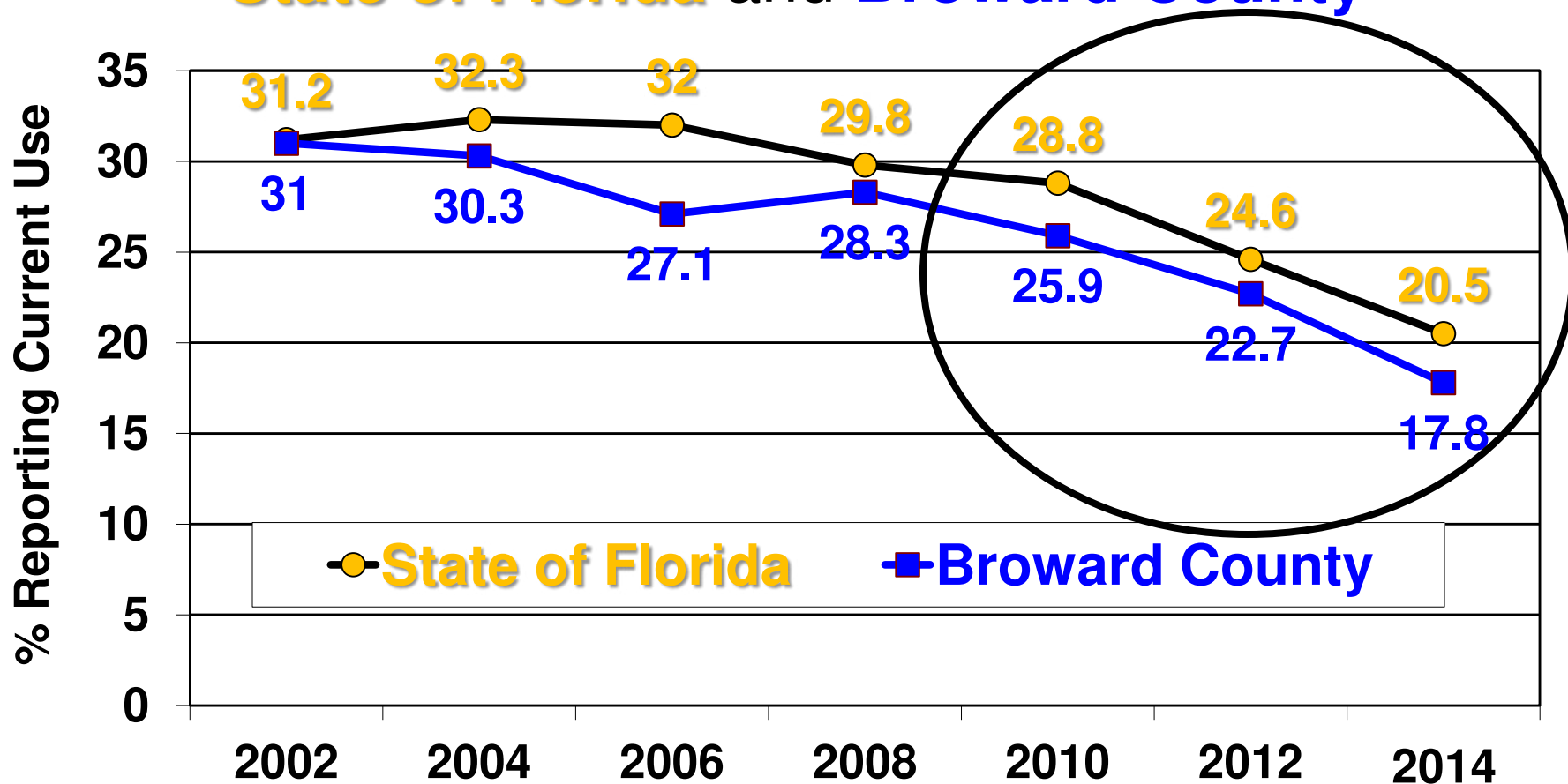
Current (past 30-day) Alcohol Use Among Broward County **Middle** and **High School** Students 2000-2014



Source: Florida Youth Substance Abuse Surveys 2000-2014

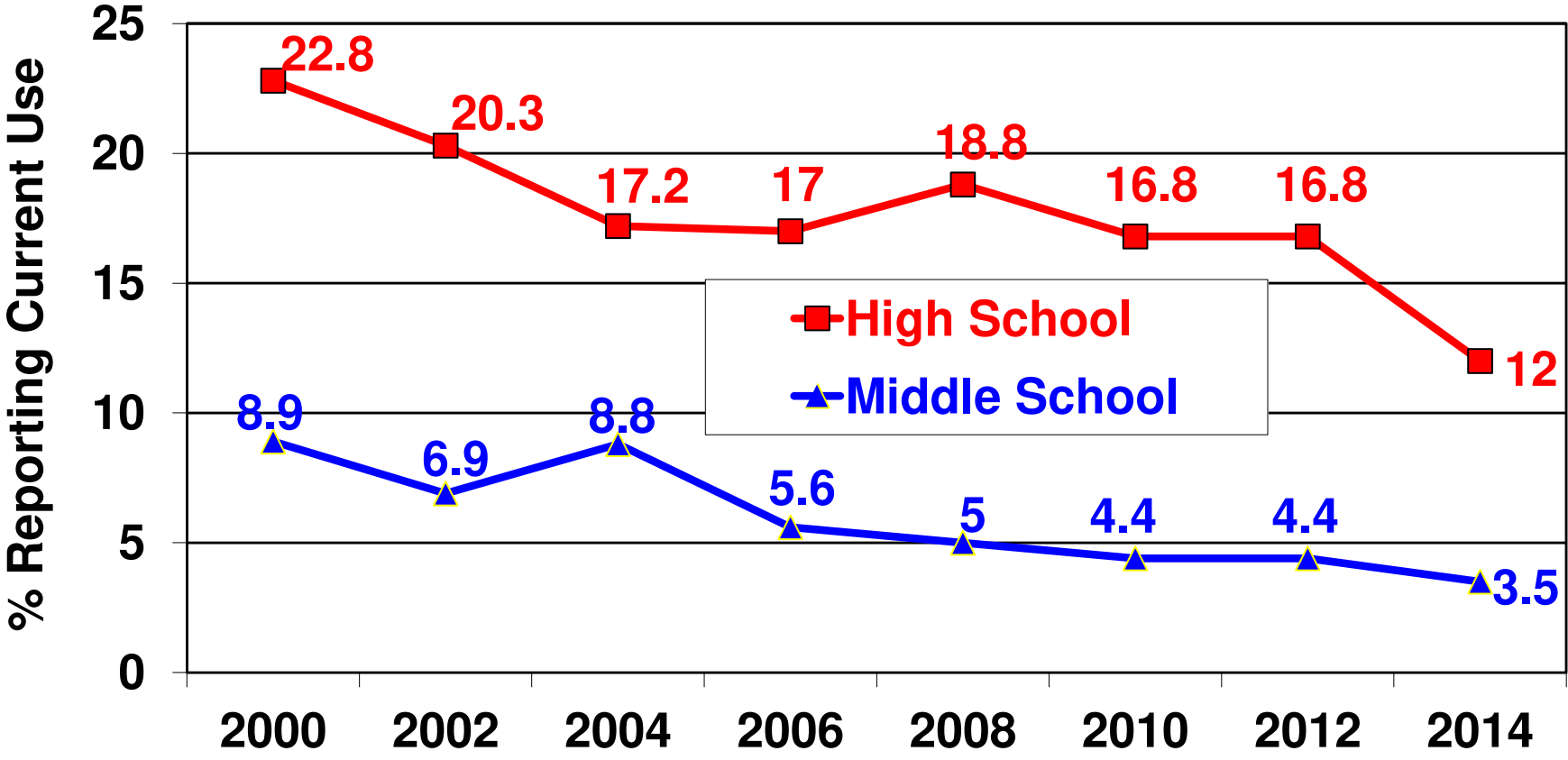
Current (past 30-day) Alcohol Use Among Middle and High School Students 2000-2014

State of Florida and Broward County



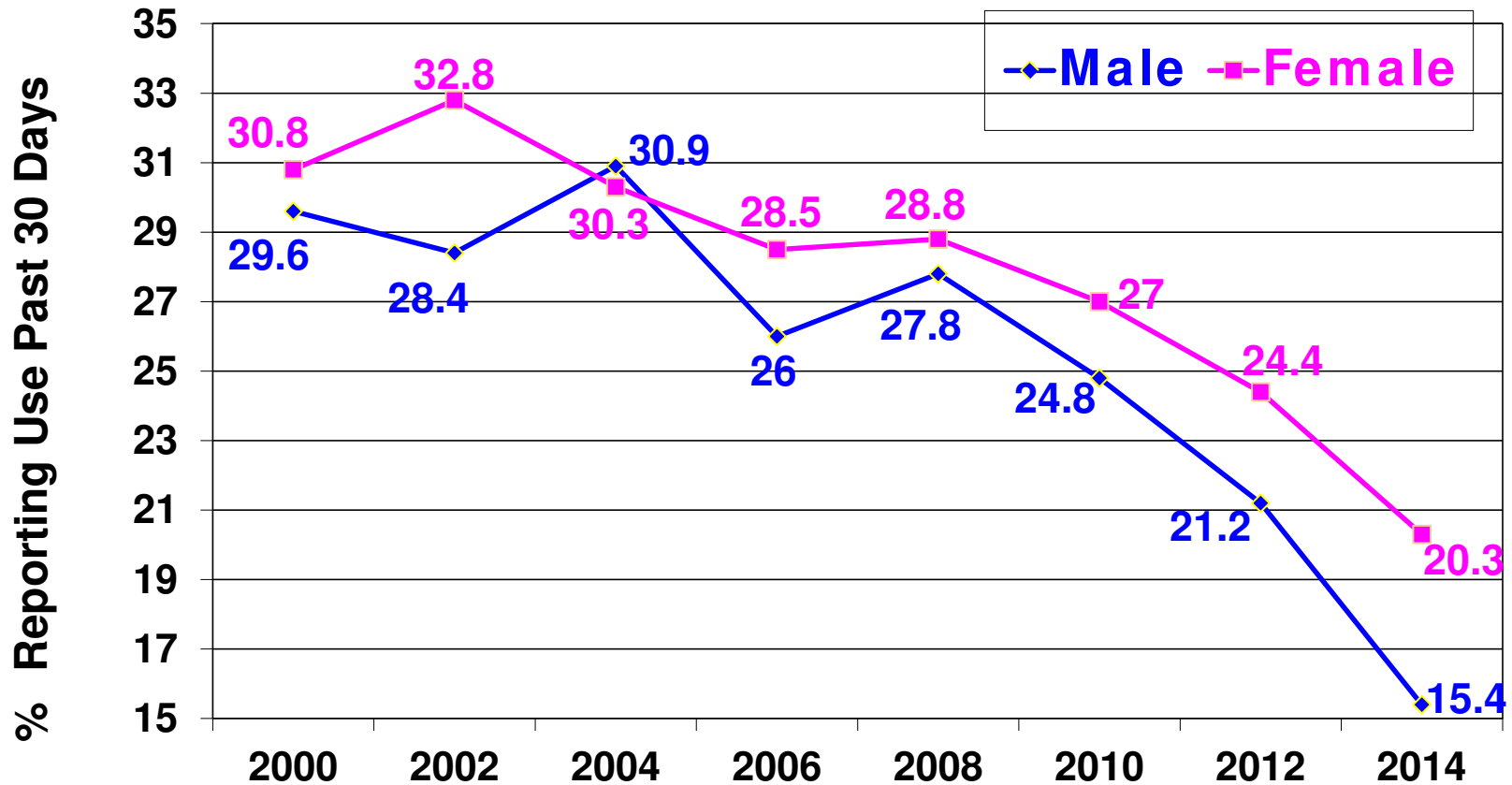
Source: Florida Youth Substance Abuse Surveys 2000-2014

Current (past 30-day) Binge Drinking Among Broward County Middle & High School Students 2000-2014



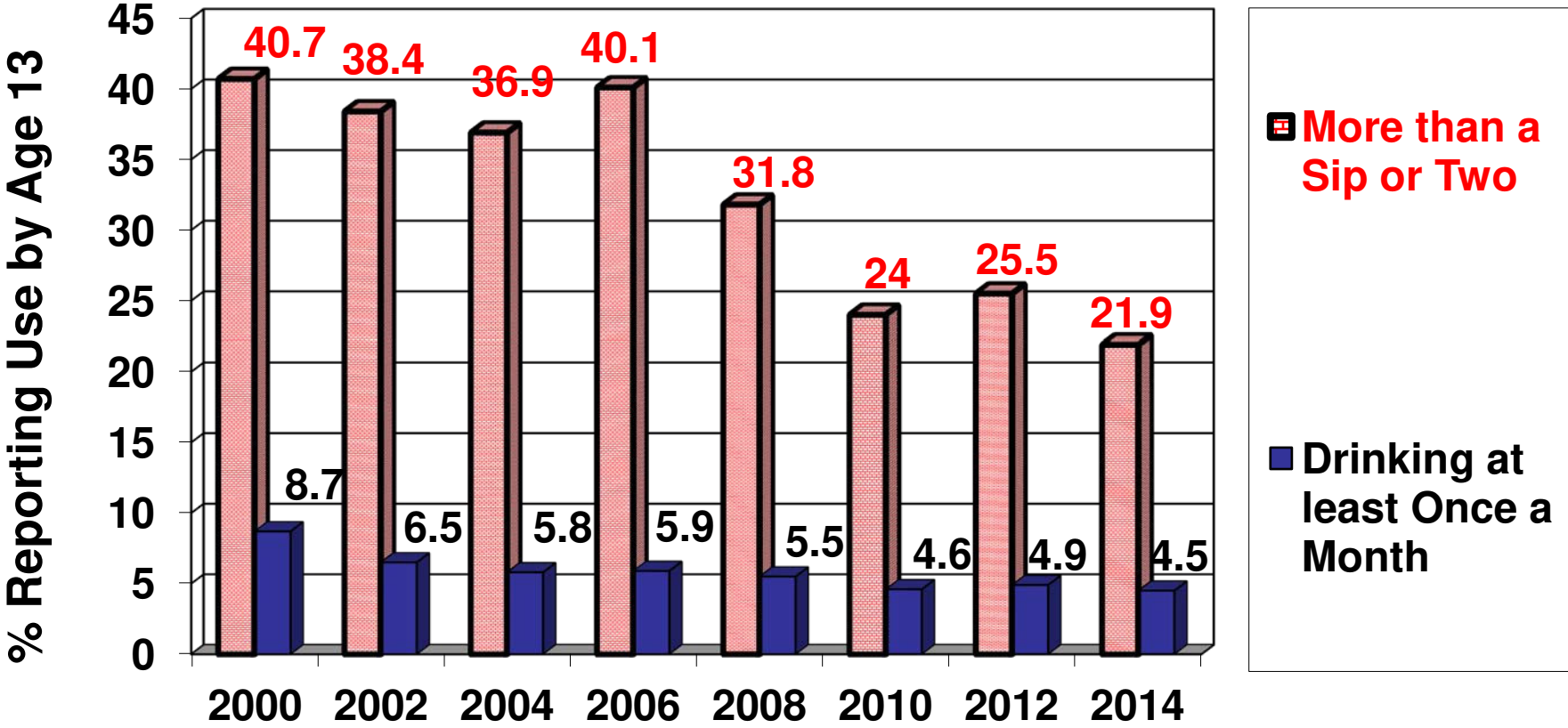
Source: Florida Youth Substance Abuse Surveys 2000-2014

Current Alcohol Use Among Broward Middle and High School Students by Gender 2000-2014



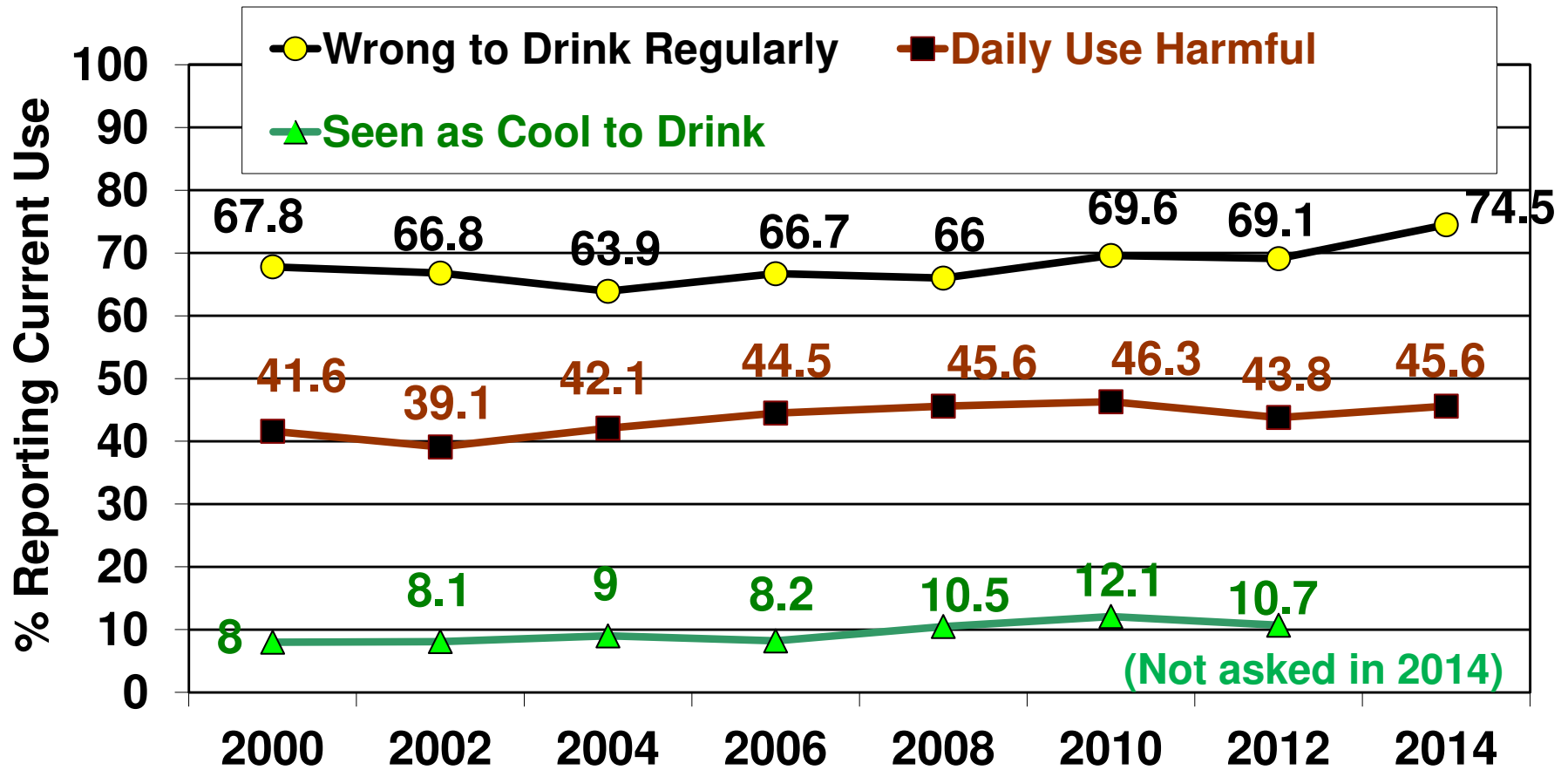
Source: Florida Dept. of Children & Families
Florida Youth Substance Abuse Surveys 2000-2014

Percent of Broward County High School Students Reporting Alcohol Use by Age 13 or Younger 2000-2014



Source: Florida Youth Substance Abuse Surveys 2000-2014

Perceived Attitudes about Alcohol Among Broward County Middle and High School Students 2000-2014

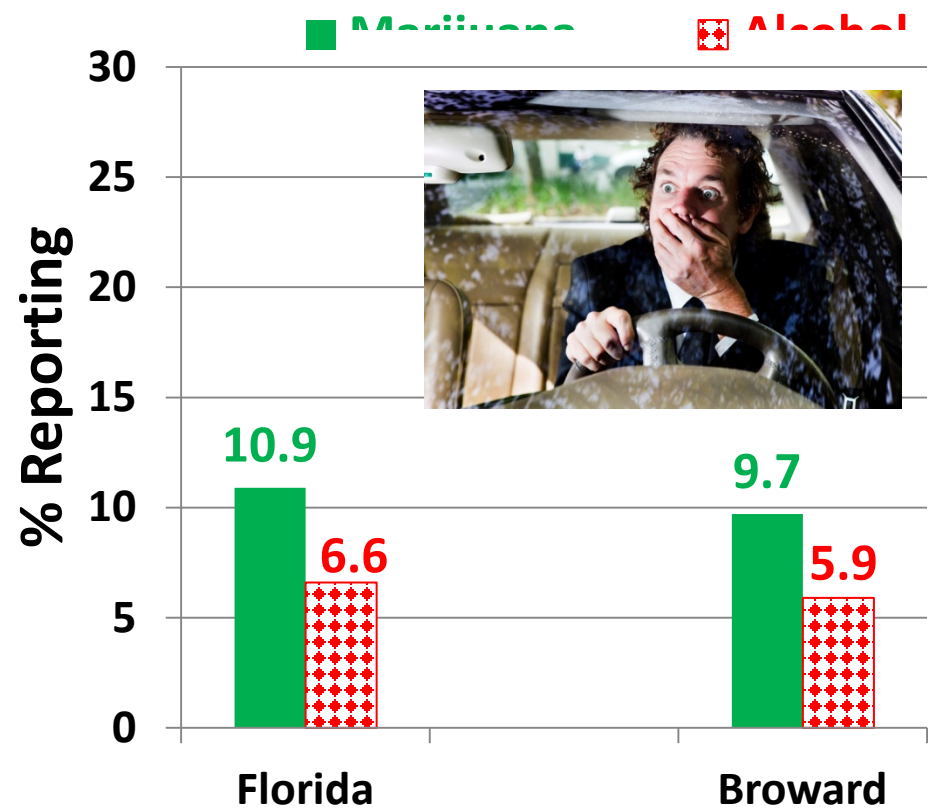
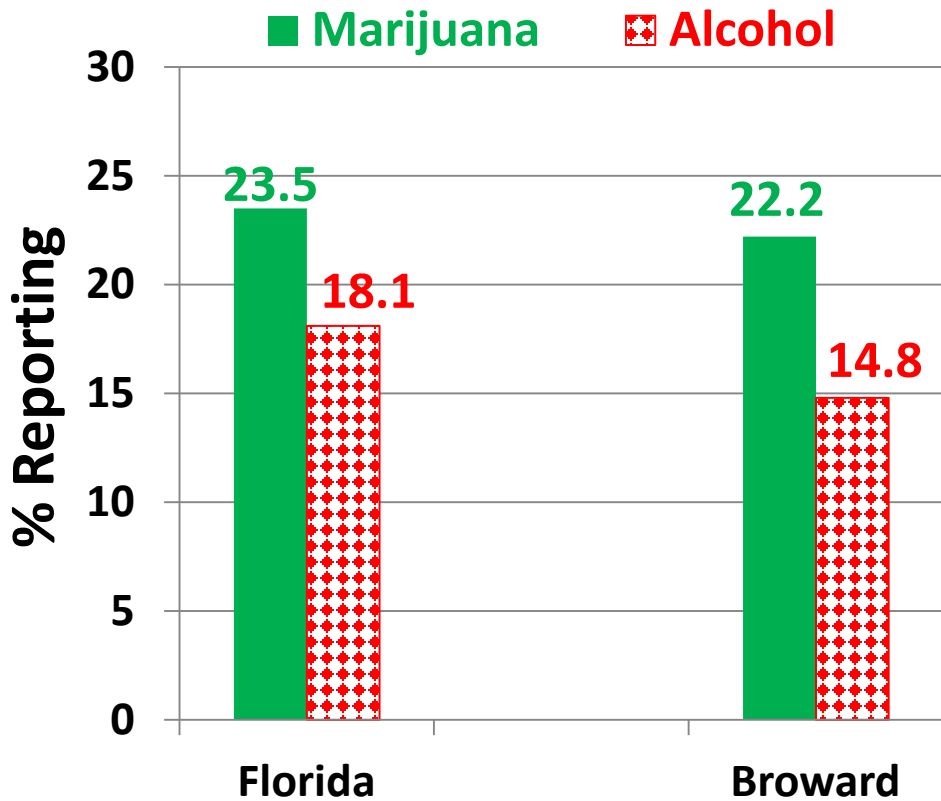


Source: Florida Youth Substance Abuse Surveys 2000-2014

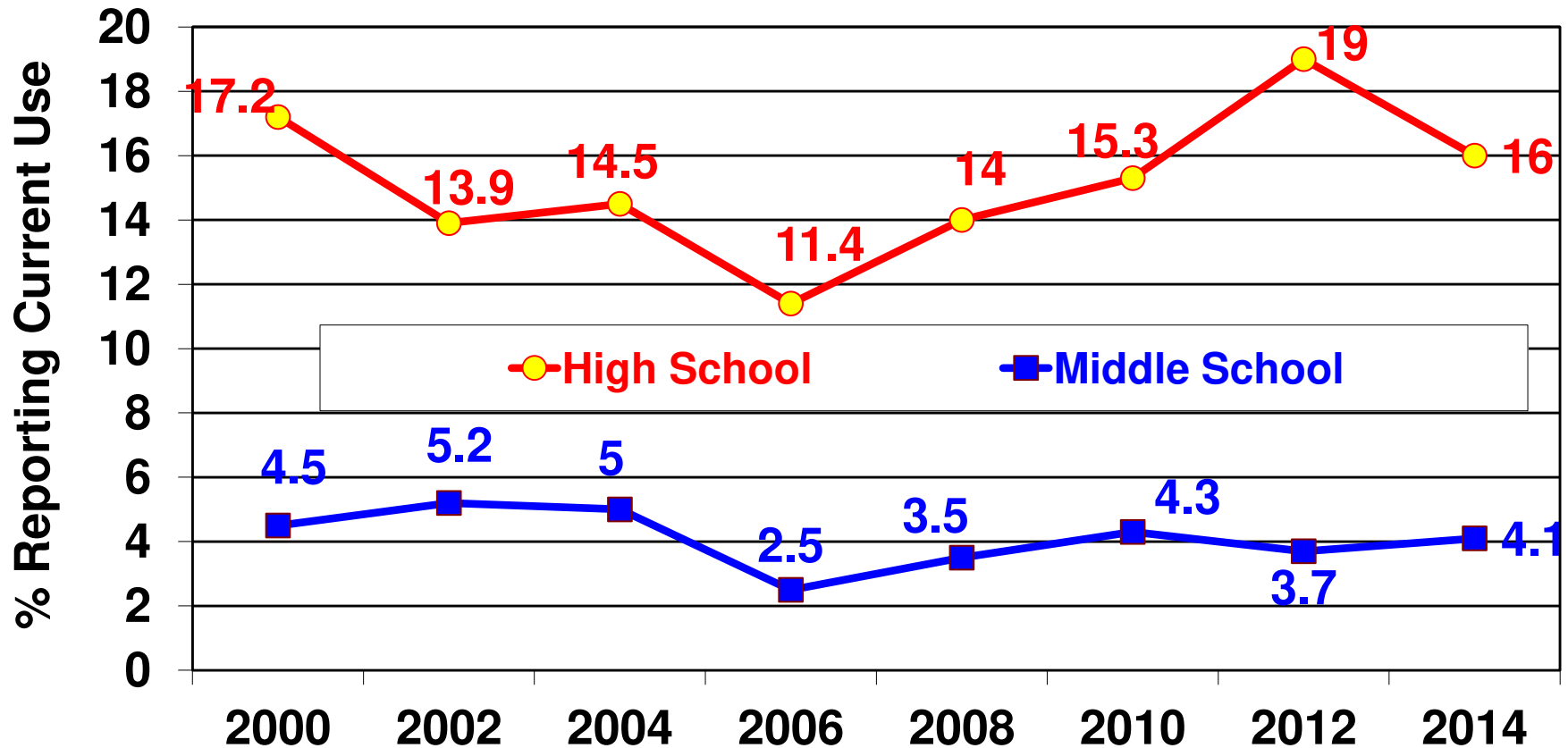
Percent of high school students having **ridden** or **driven** in the past 30 days with or as driver having used **marijuana** or **alcohol**: 2014

RODE with Driver who had used **marijuana** or **alcohol**

DROVE after using **marijuana** or drinking **alcohol**

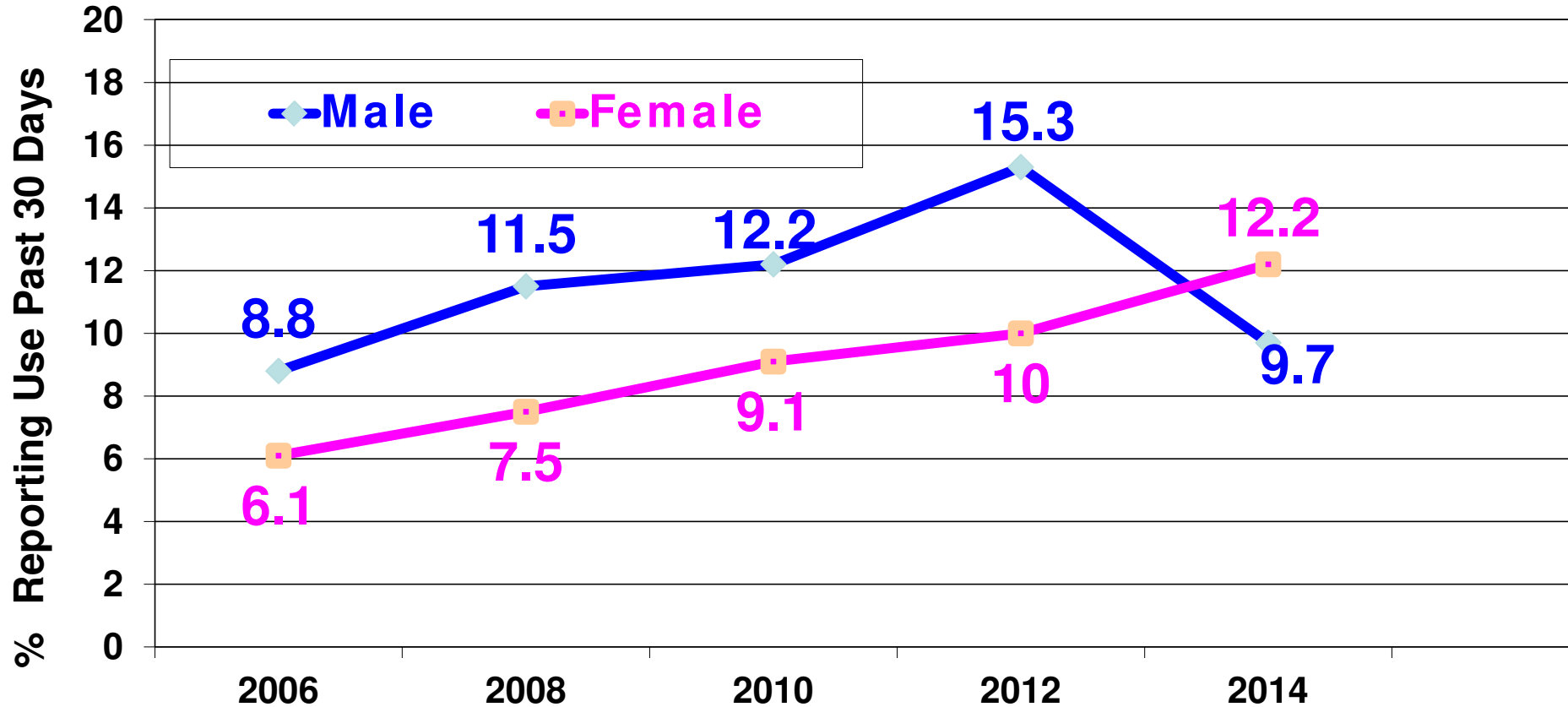


Current (past 30-day) Marijuana Use Among Broward County **Middle** and **High School** Students 2000-2014



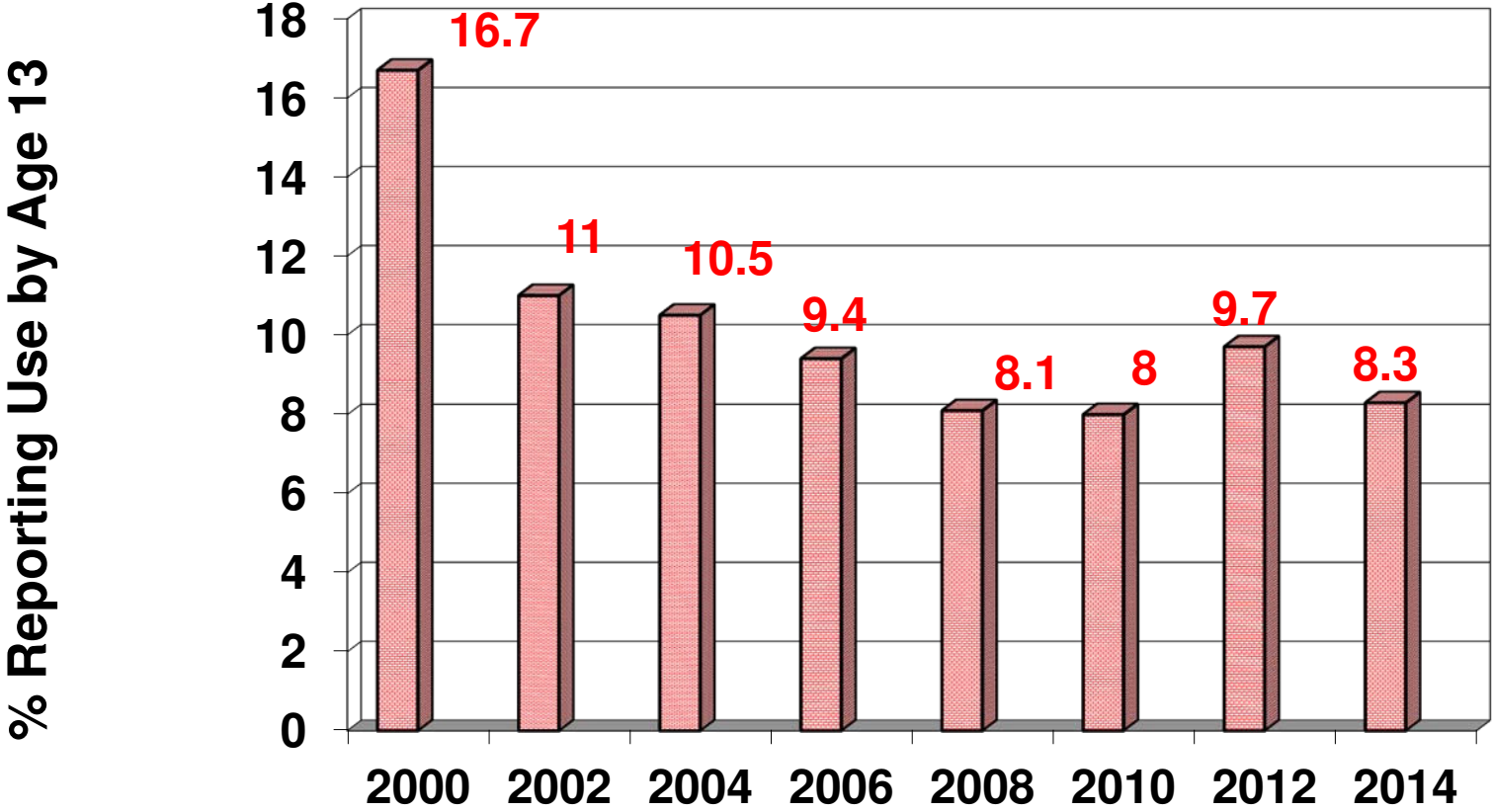
Source: Florida Youth Substance Abuse Surveys 2000-2014

Percent of any Past 30-Day Marijuana Use Among Broward Middle and High School Students by Gender 2006-2014



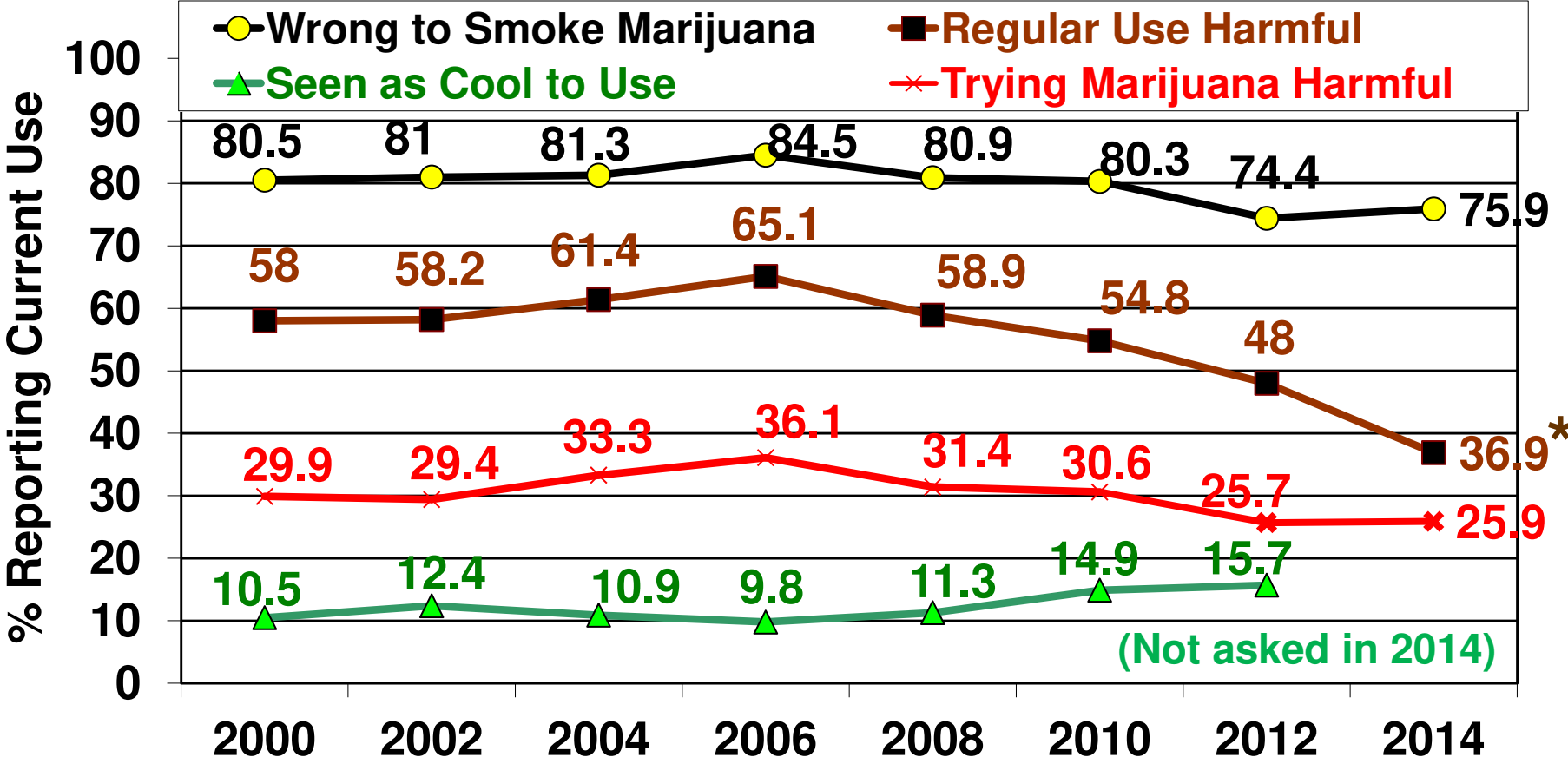
*Source: Florida Dept. of Children & Families
Florida Youth Substance Abuse Surveys 2006-2014*

Percent of Broward County High School Students Reporting Marijuana Use by Age 13 or Younger 2000-2014



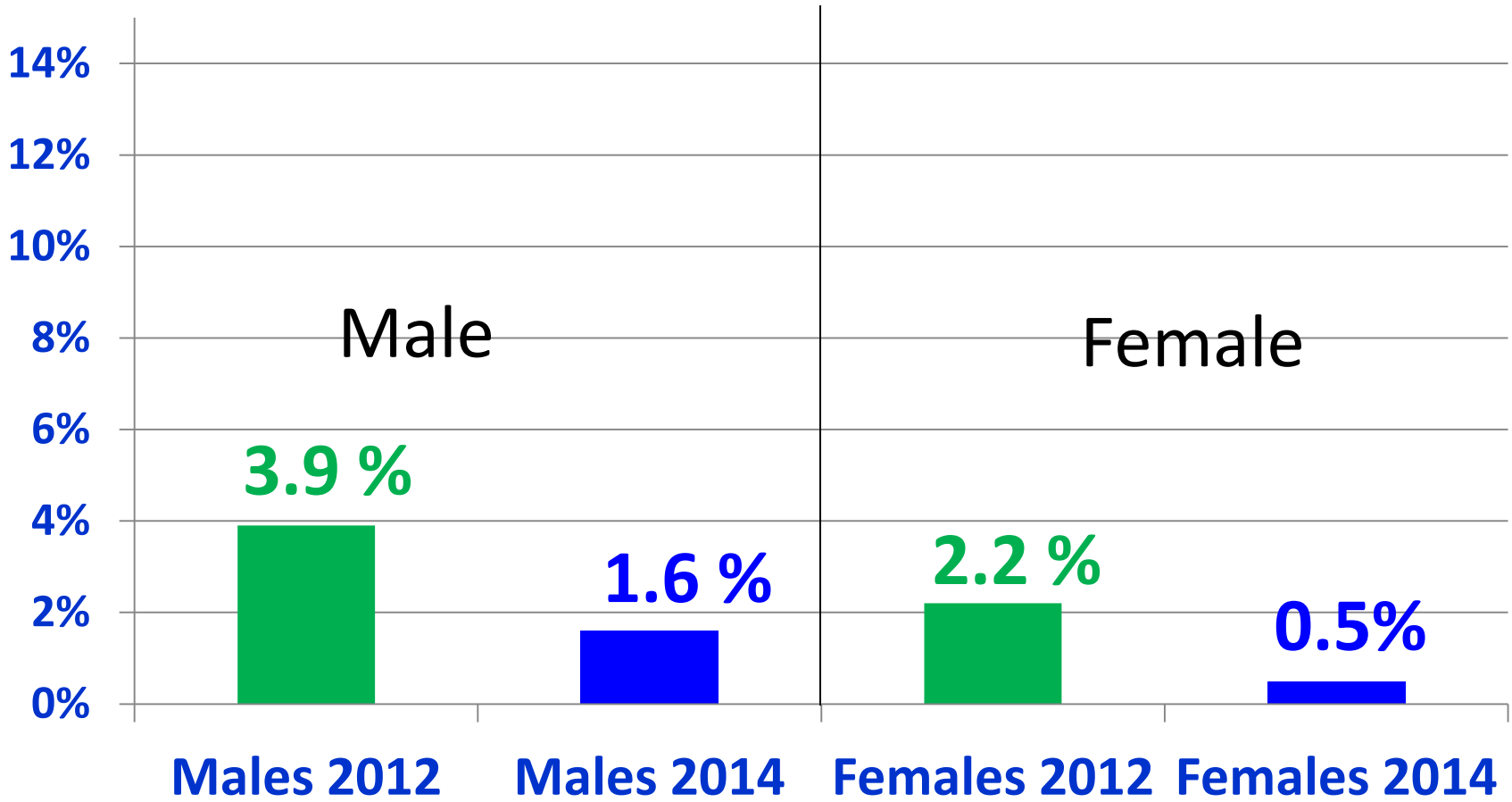
Source: Florida Youth Substance Abuse Surveys 2000-2014

Perceived Attitudes about Marijuana Among Broward County Middle and High School Students 2000-2014



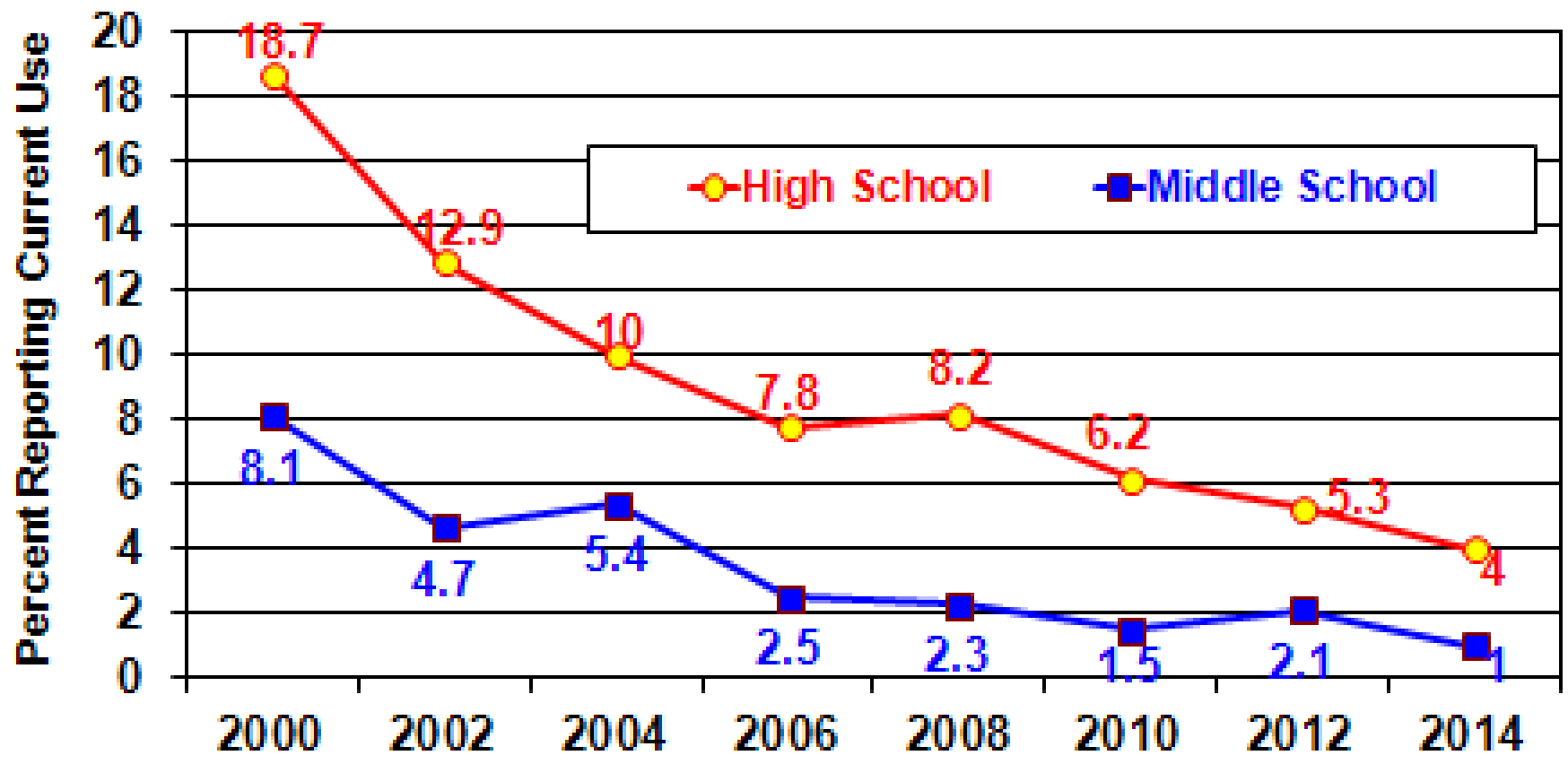
* This question changed in 2014 from "regular use" to "once or twice a week"

Percent of Broward County High School Students Reporting Past 30-Day Use of Synthetic Marijuana by Gender: 2012 vs.2014



Source: Florida Youth Substance Abuse Survey 2012

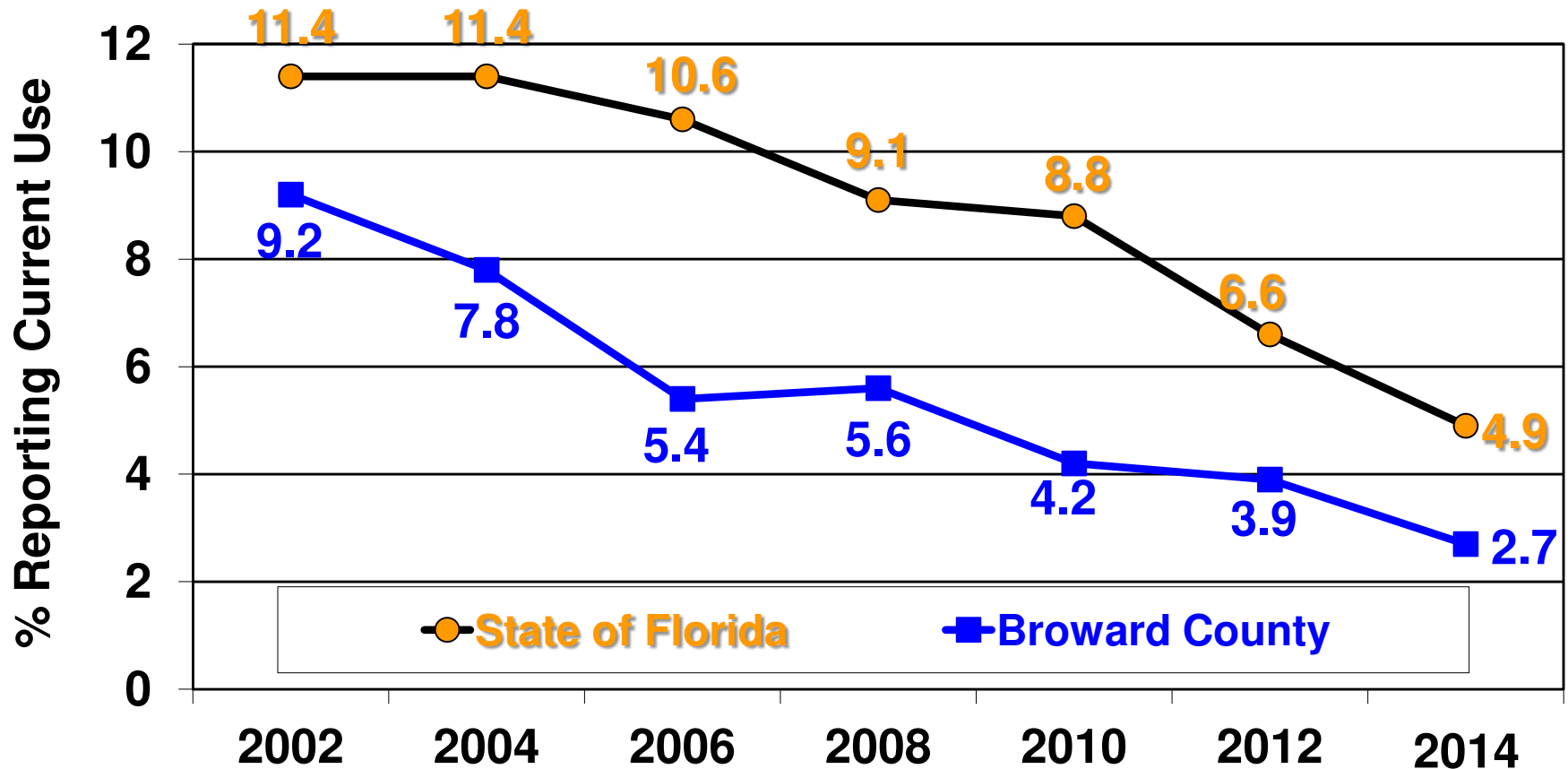
Percent of any Past 30-Day Cigarette Use Among Broward County Middle and High School Students 2000-2014



Source: Florida Youth Substance Abuse Surveys 2000-2014

Current (past 30-day) **Cigarette Use** Among Middle and High School Students 2002-2014

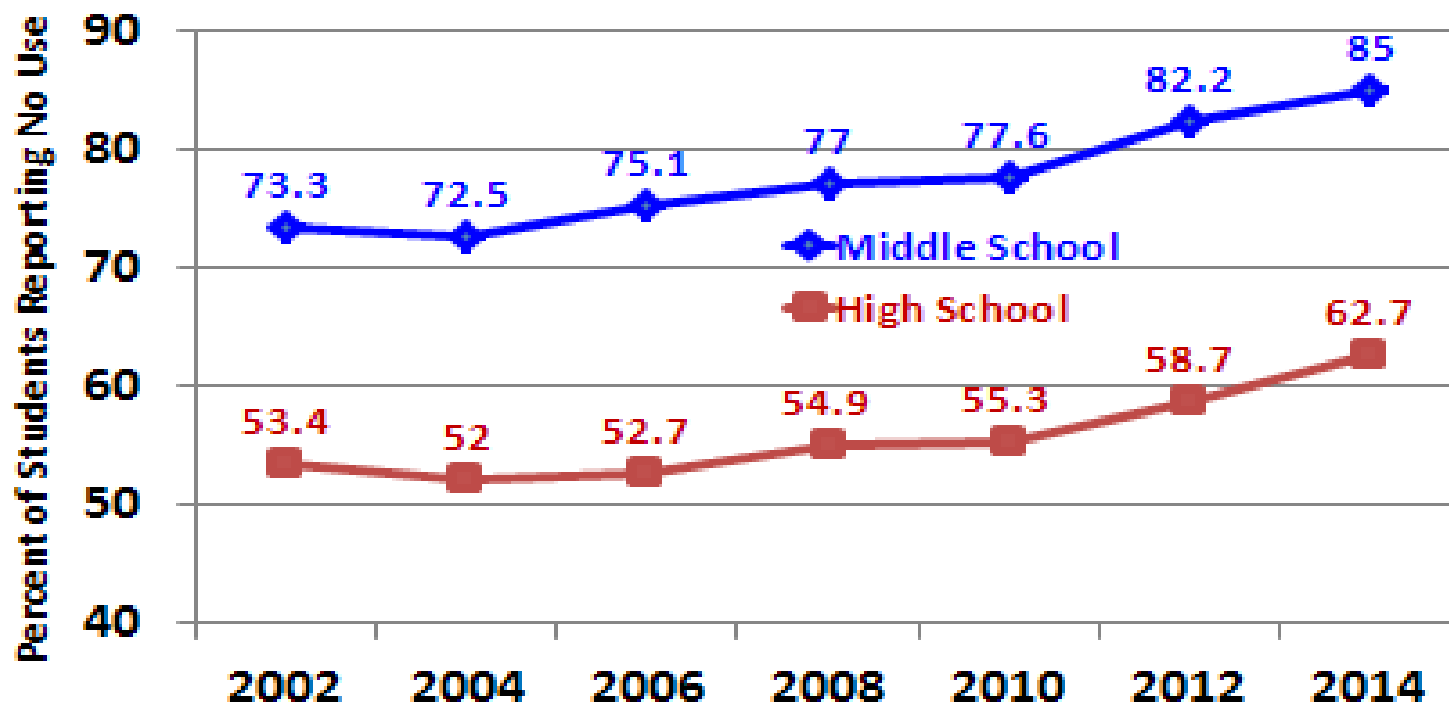
State of Florida and **Broward County**



Source: Florida Youth Substance Abuse Surveys 2002-2014

Among Florida Youth “Most Don’t” Drink, Smoke, or Take Drugs

Percent of Florida Students Reporting **No** Alcohol, Tobacco, or Other Drug Use in the Past 30 Days



Source: FL. Dept. of Children & Families - 2014 Florida Youth Substance Abuse Survey



**2014
FLORIDA YOUTH
SUBSTANCE ABUSE SURVEY**

Broward County

Methodology

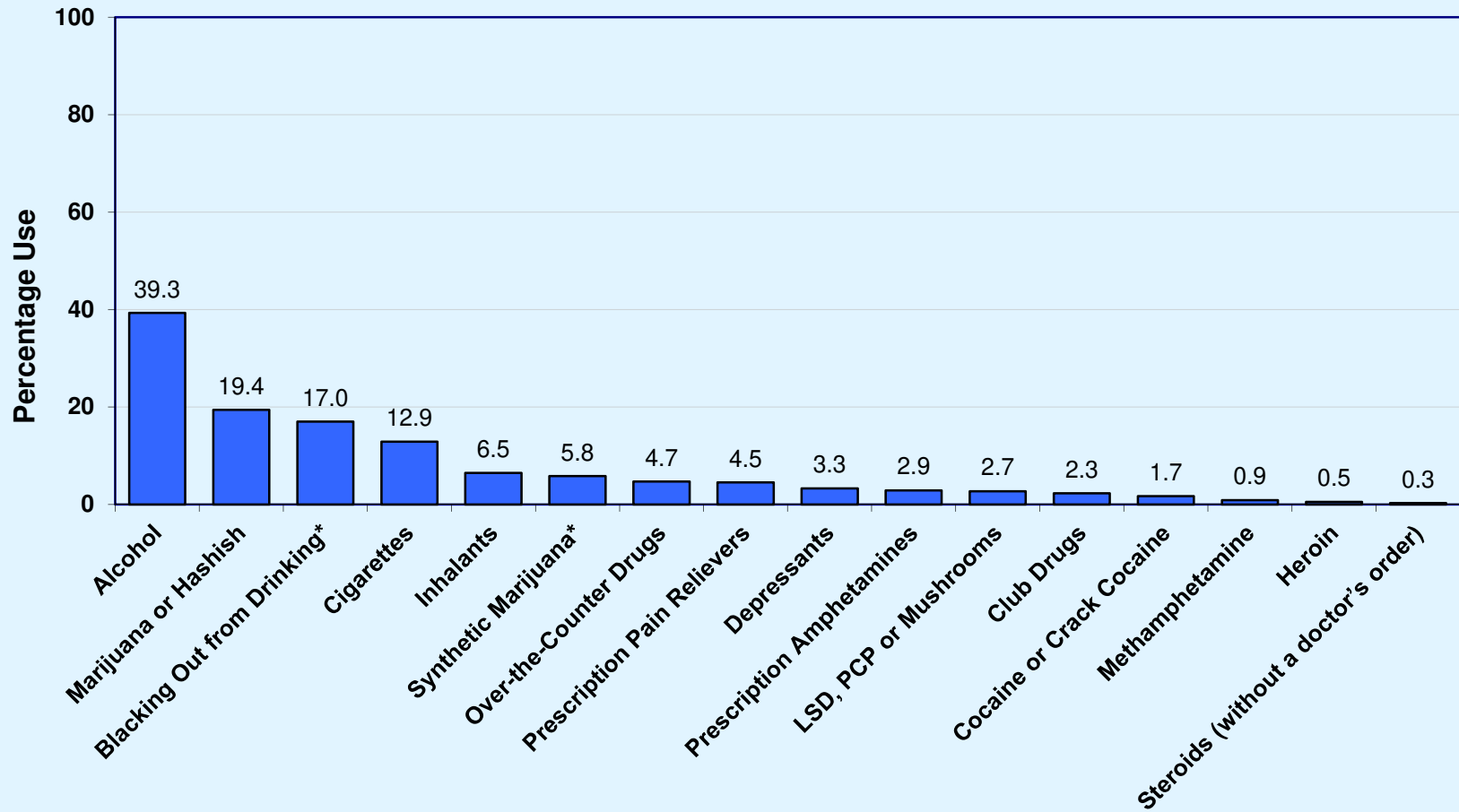
- Survey administration: February of 2014.
- Sampling strategy: schools and classrooms were selected to generate statistically representative county-level estimates.
- Final sample size was 1,877 across grades 6 through 12.
- The margin of error is less than 4.9 percentage points for M.S. prevalence rates and 4.1 percentage points for H.S. prevalence rates.

Lifetime and Past-30-Day ATOD Prevalence Rates

2014 Results

**Graph
1**

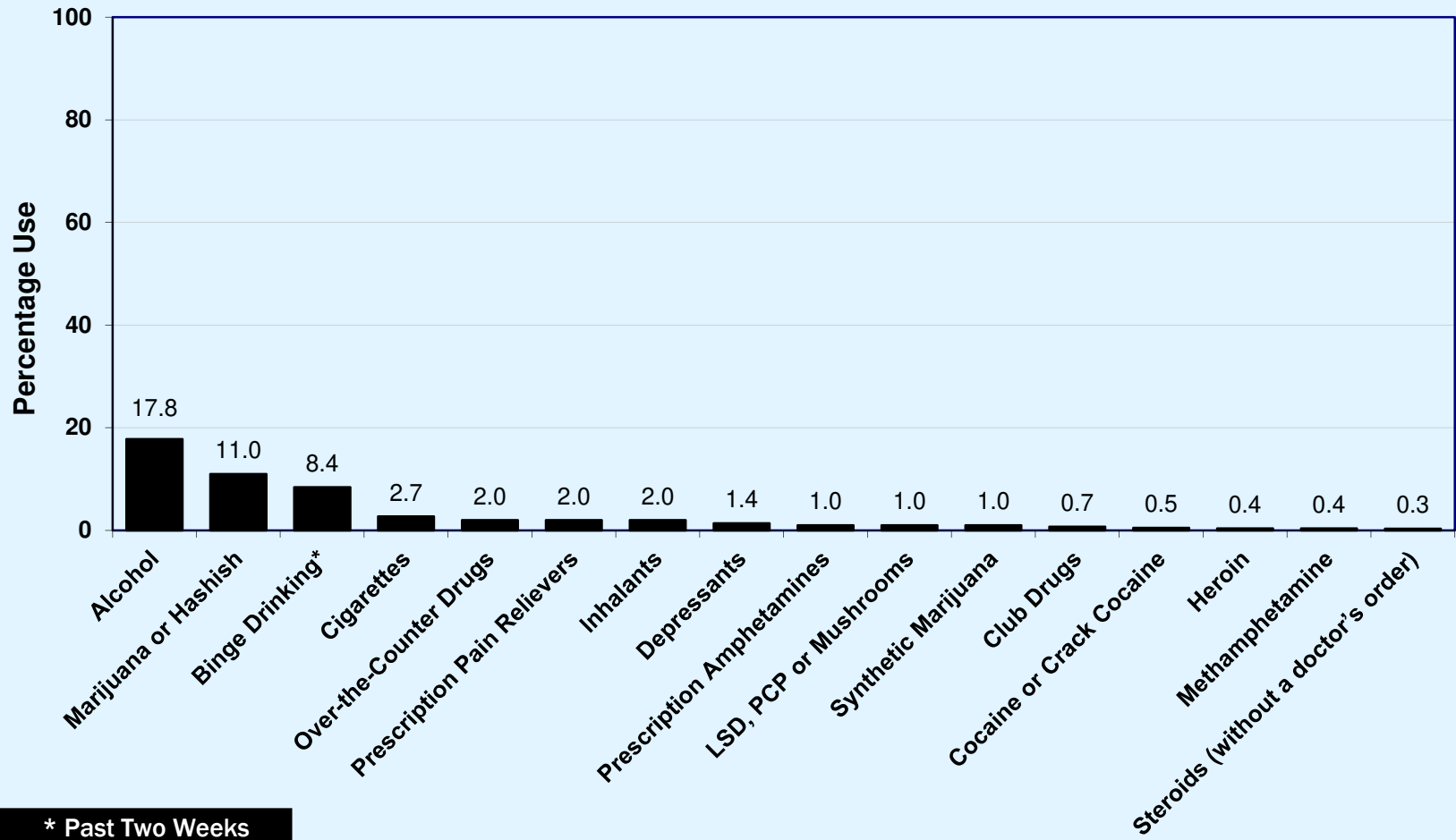
Lifetime use of alcohol, tobacco and other drugs among Broward County students, 2014



* High School Only

**Graph
2**

Past-30-day use of alcohol, tobacco and other drugs among Broward County students, 2014



Key Findings

- With overall prevalence rates of 39.3% for lifetime use and 17.8% for past-30-day use, alcohol is the most commonly used drug among Broward County students.
- After alcohol, students reported marijuana (19.4% lifetime and 11.0% past-30-day) and cigarettes (12.9% lifetime and 2.7% past-30-day) as the most commonly used drugs.
- 17.0% of high school students reported blacking out after drinking on one or more occasions.
- For other ATOD categories, past-30-day prevalence ranges from 2.0% for inhalants, prescription pain relievers and over-the-counter drugs to 0.3% for steroids.

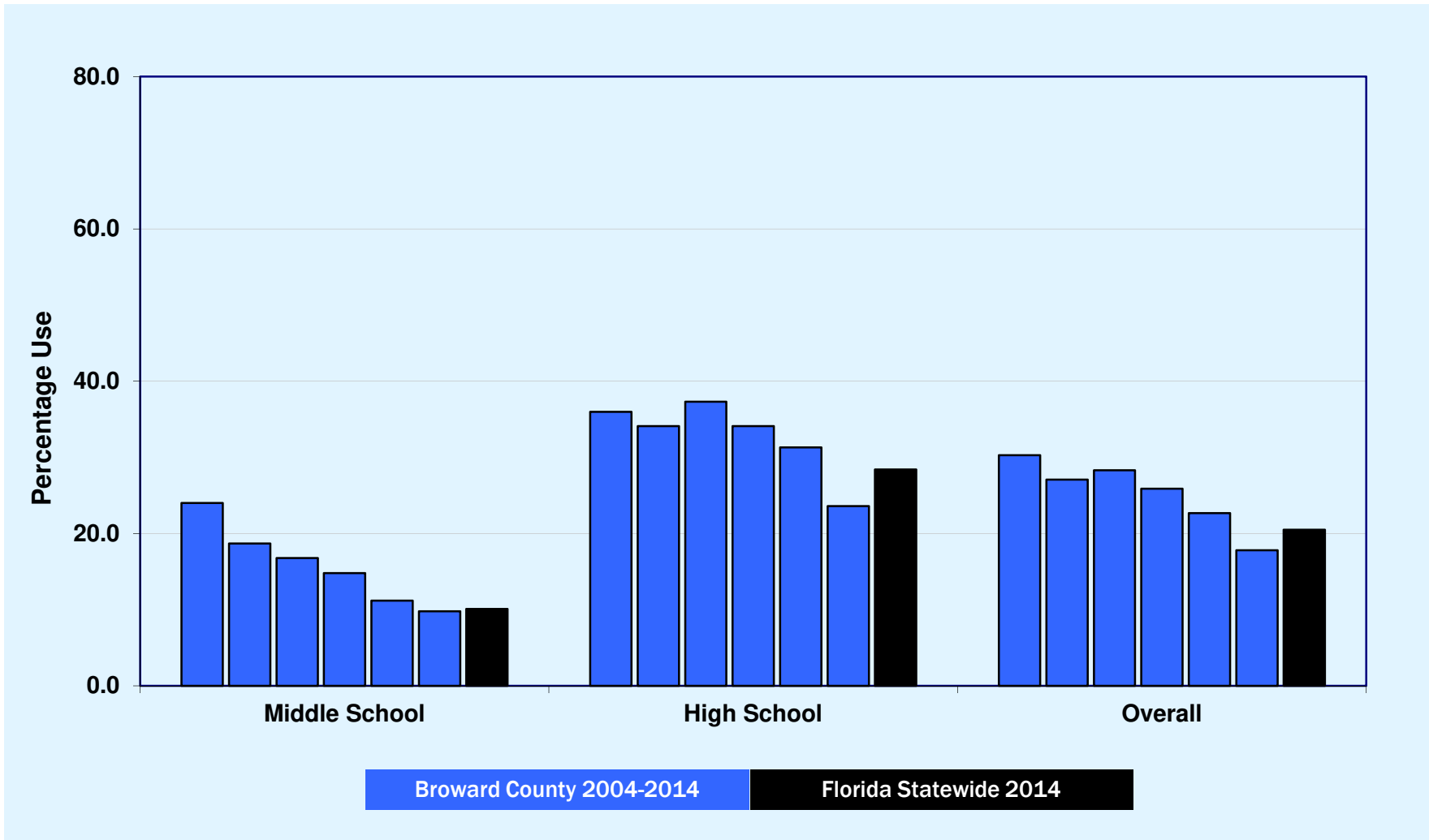
Alcohol, Cigarettes and Marijuana

2004-2014 Trends

**Early Initiation and Risk of Harm
ATODs and Driving**

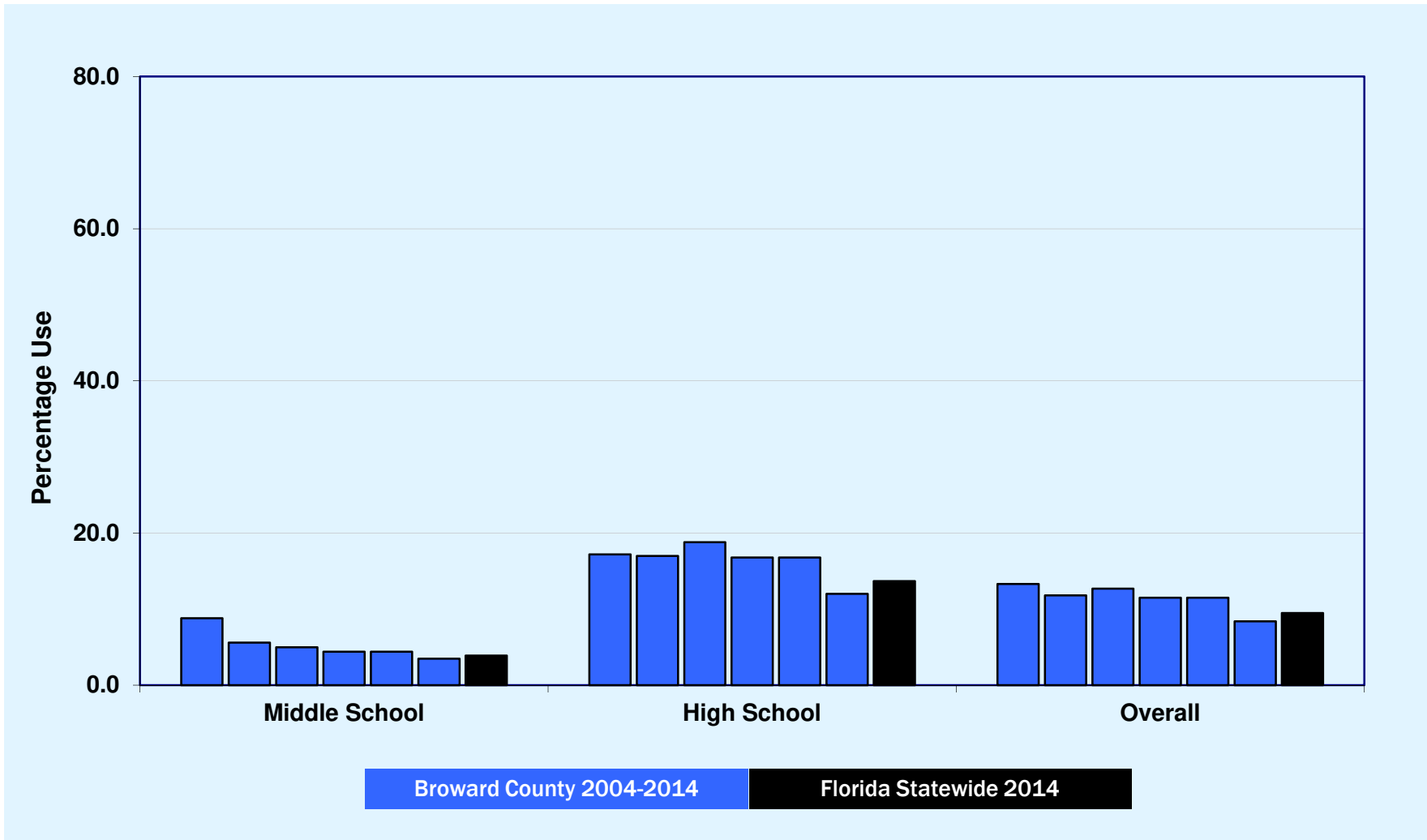
**Graph
3**

Past-30-day alcohol use, Broward County 2004-2014 and Florida Statewide 2014



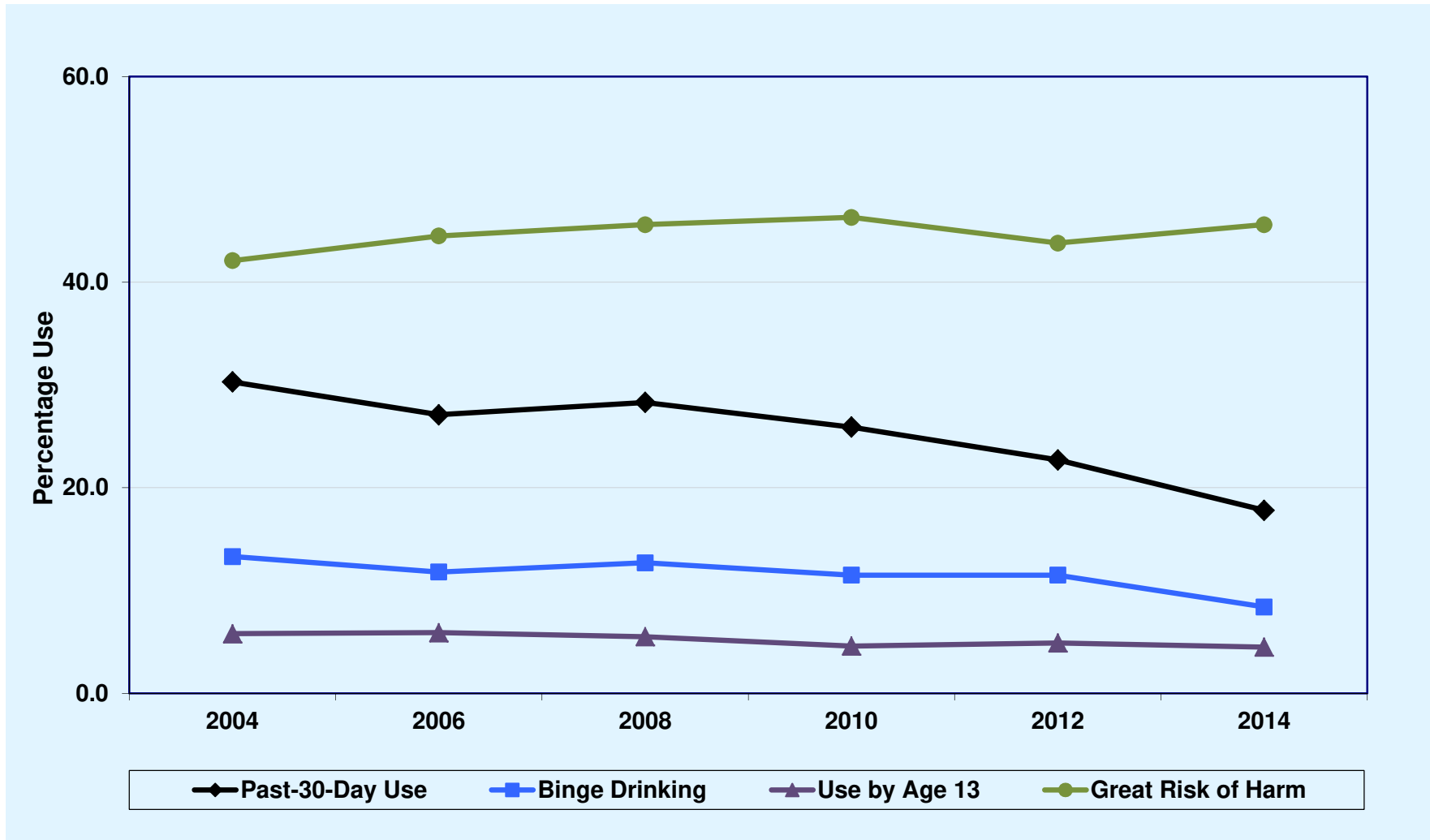
**Graph
4**

Binge Drinking, Broward County 2004-2014 and Florida Statewide 2014



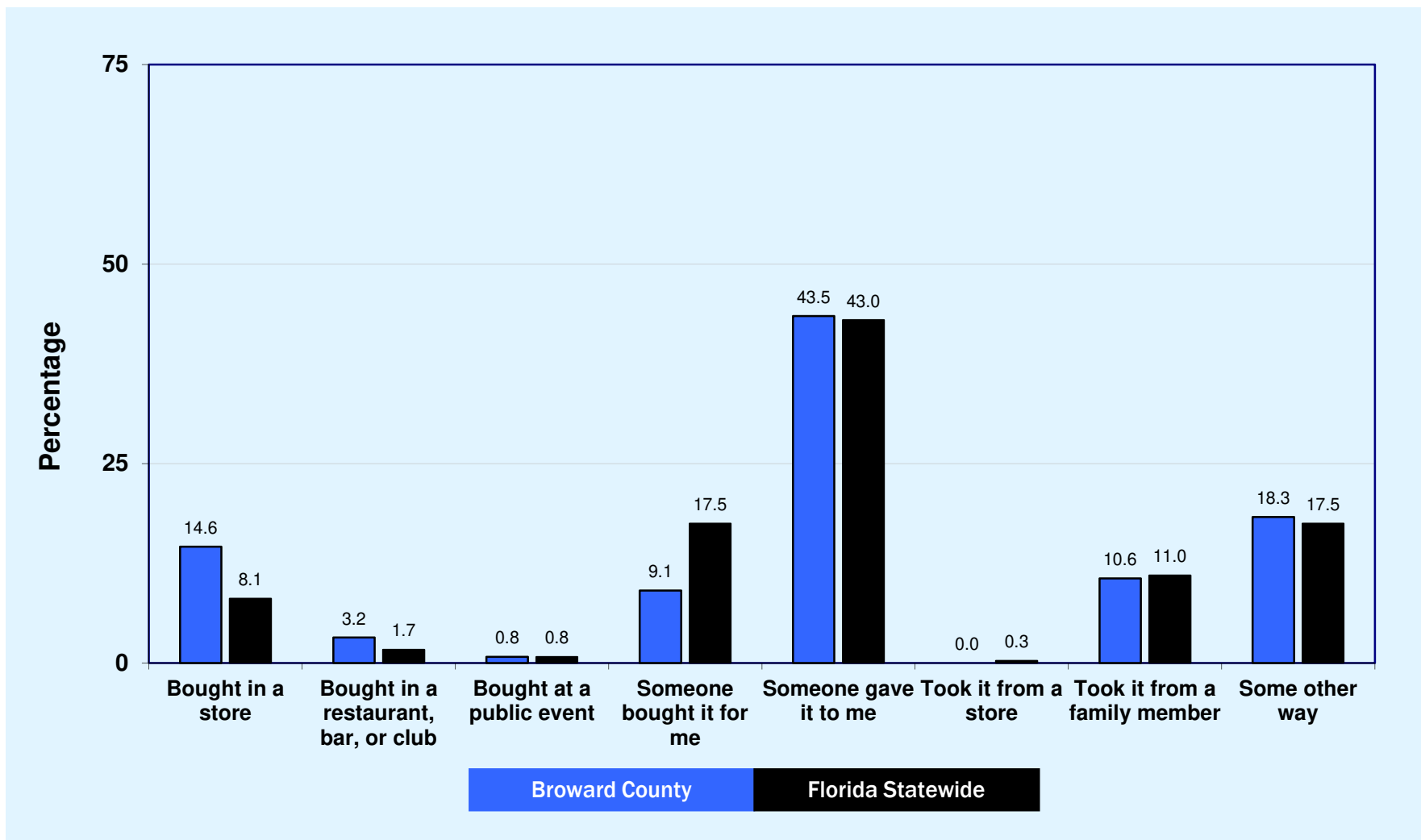
**Graph
5**

Alcohol trends summary for Broward County, 2004-2014



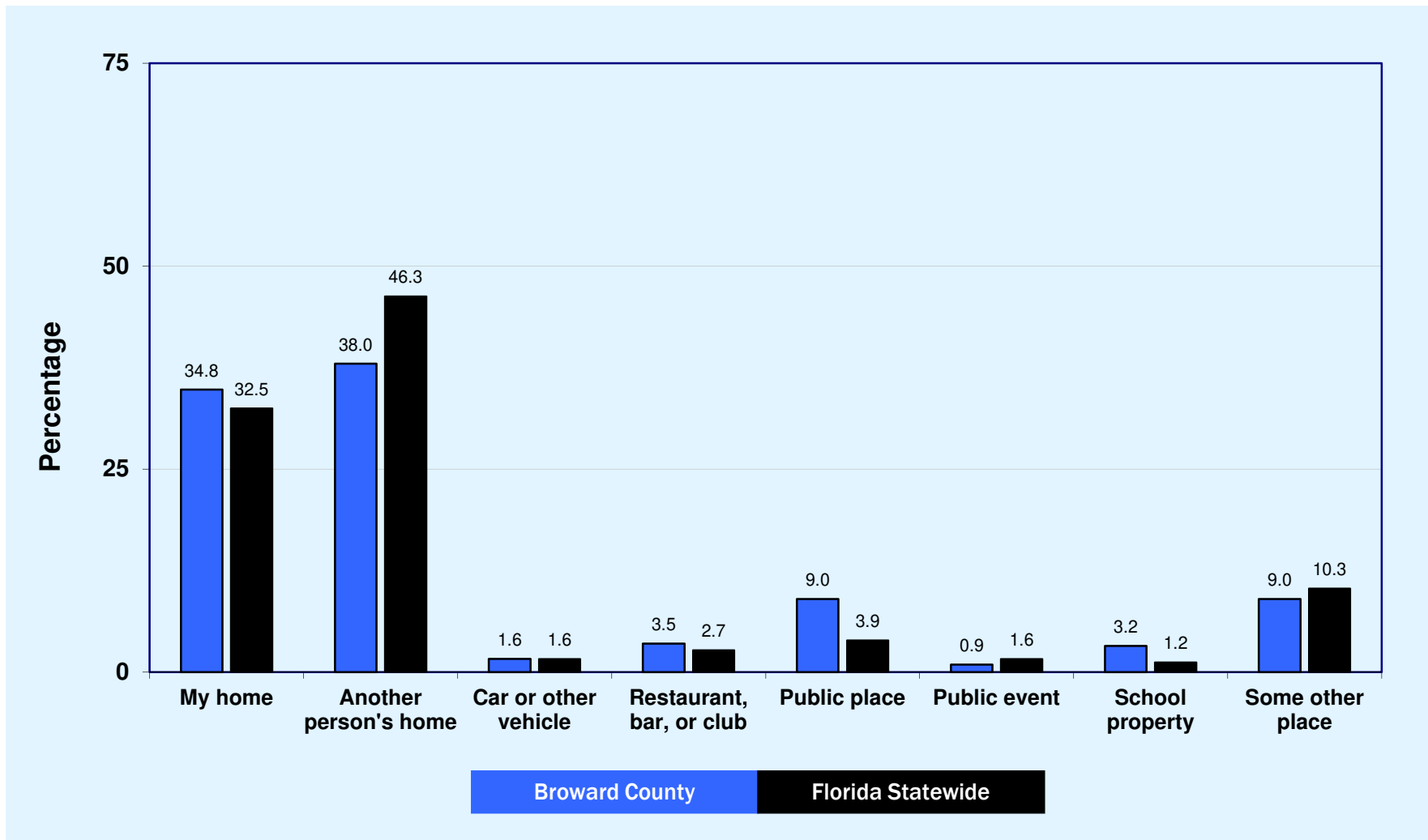
**Graph
6**

Usual source of alcohol within the past 30 days among **high school** drinkers, Broward County and Florida Statewide, 2014



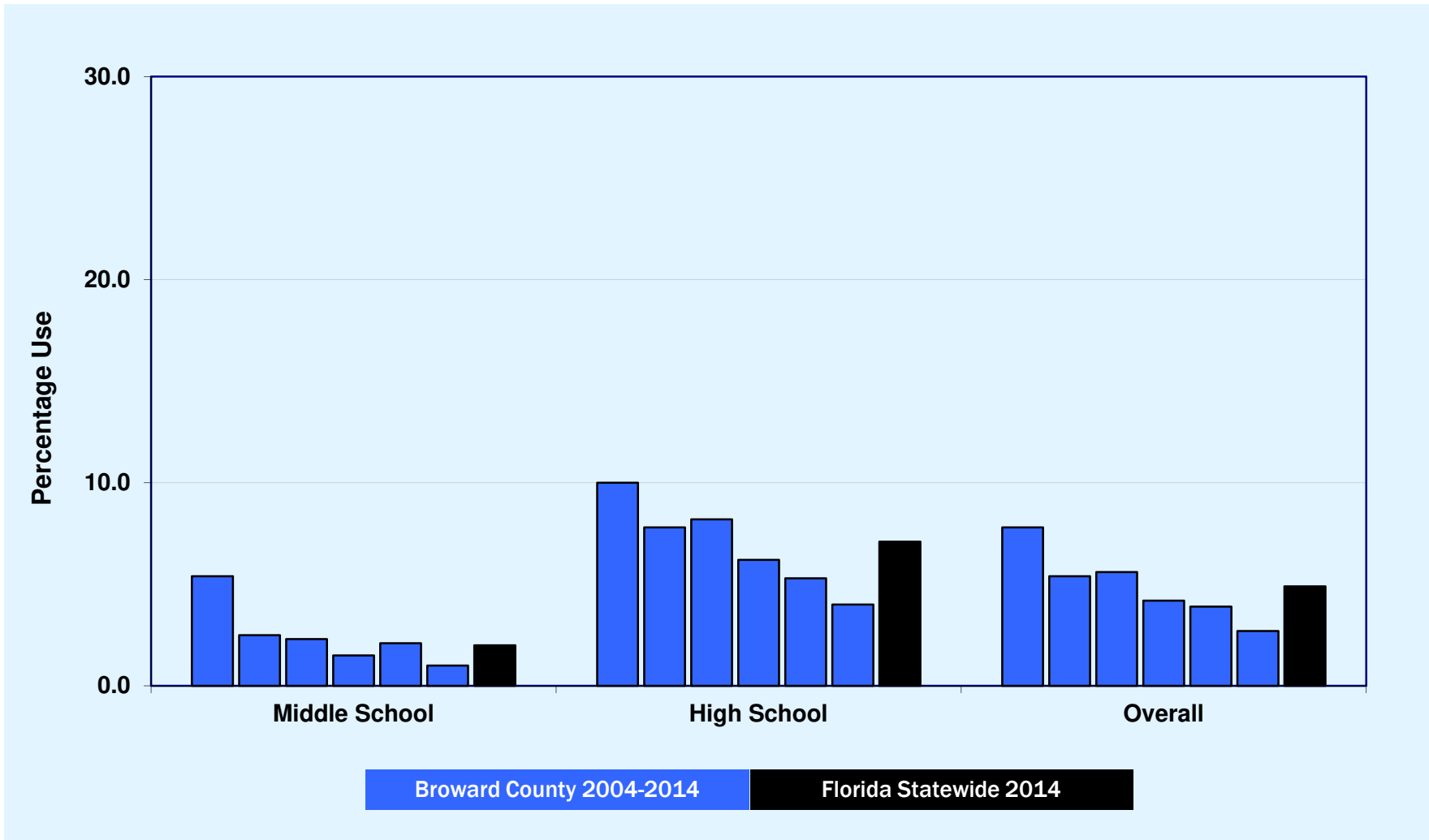
**Graph
7**

Usual drinking location within the past 30 days among **high school** drinkers, Broward County and Florida Statewide, 2014



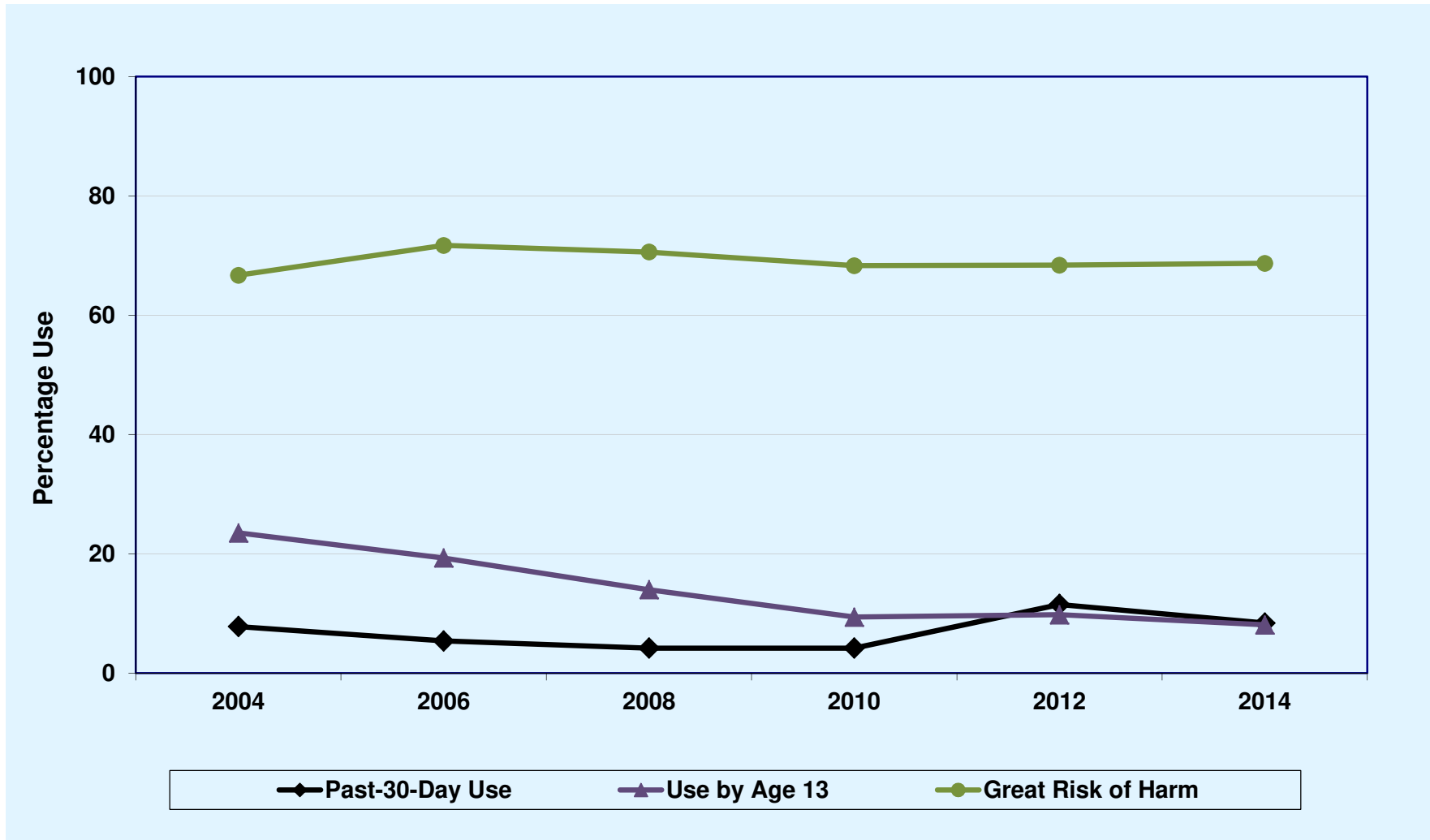
**Graph
8**

Past-30-day cigarette use, Broward County 2004-2014 and Florida Statewide 2014



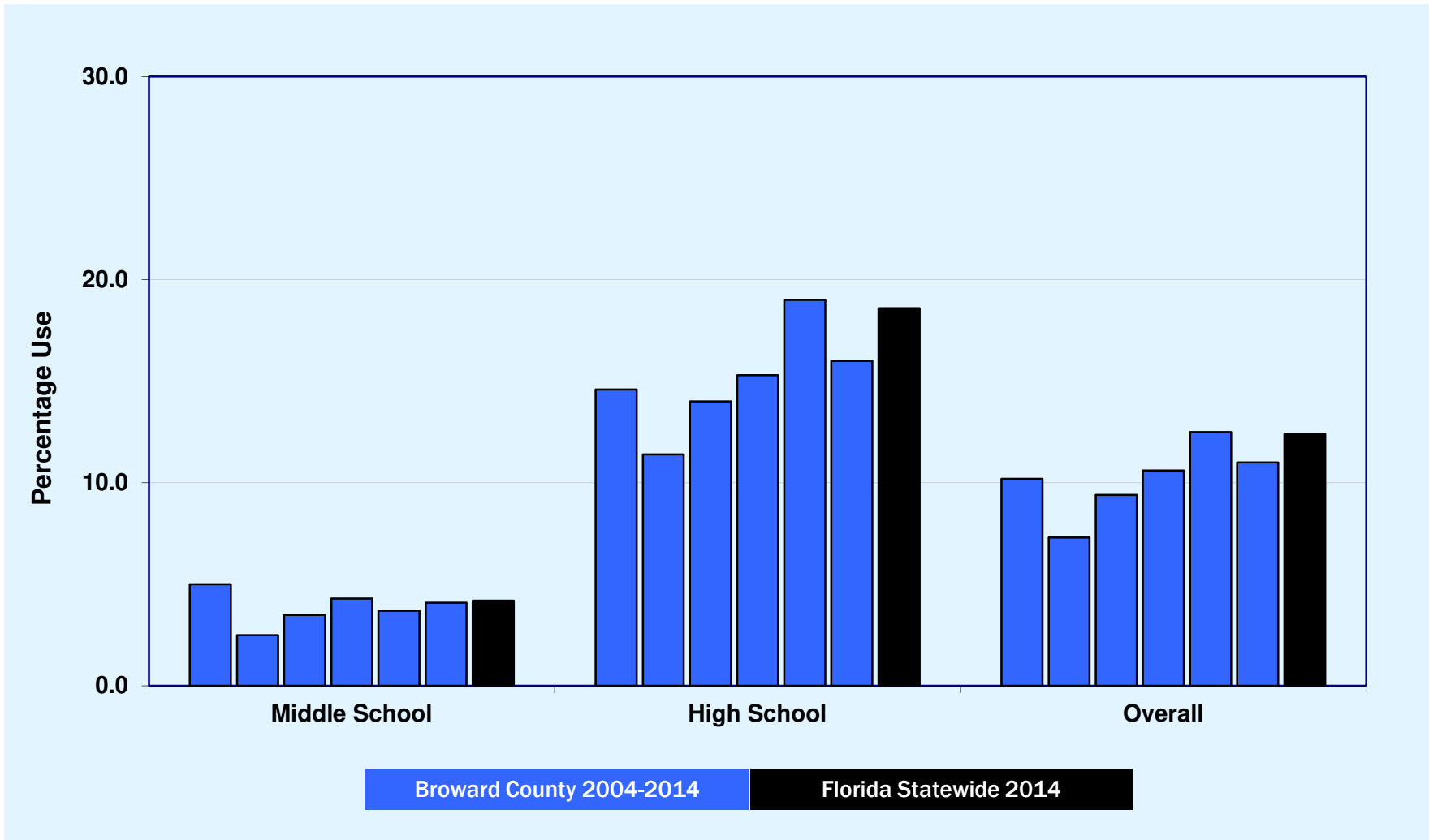
**Graph
9**

Cigarette trends summary for Broward County, 2004-2014



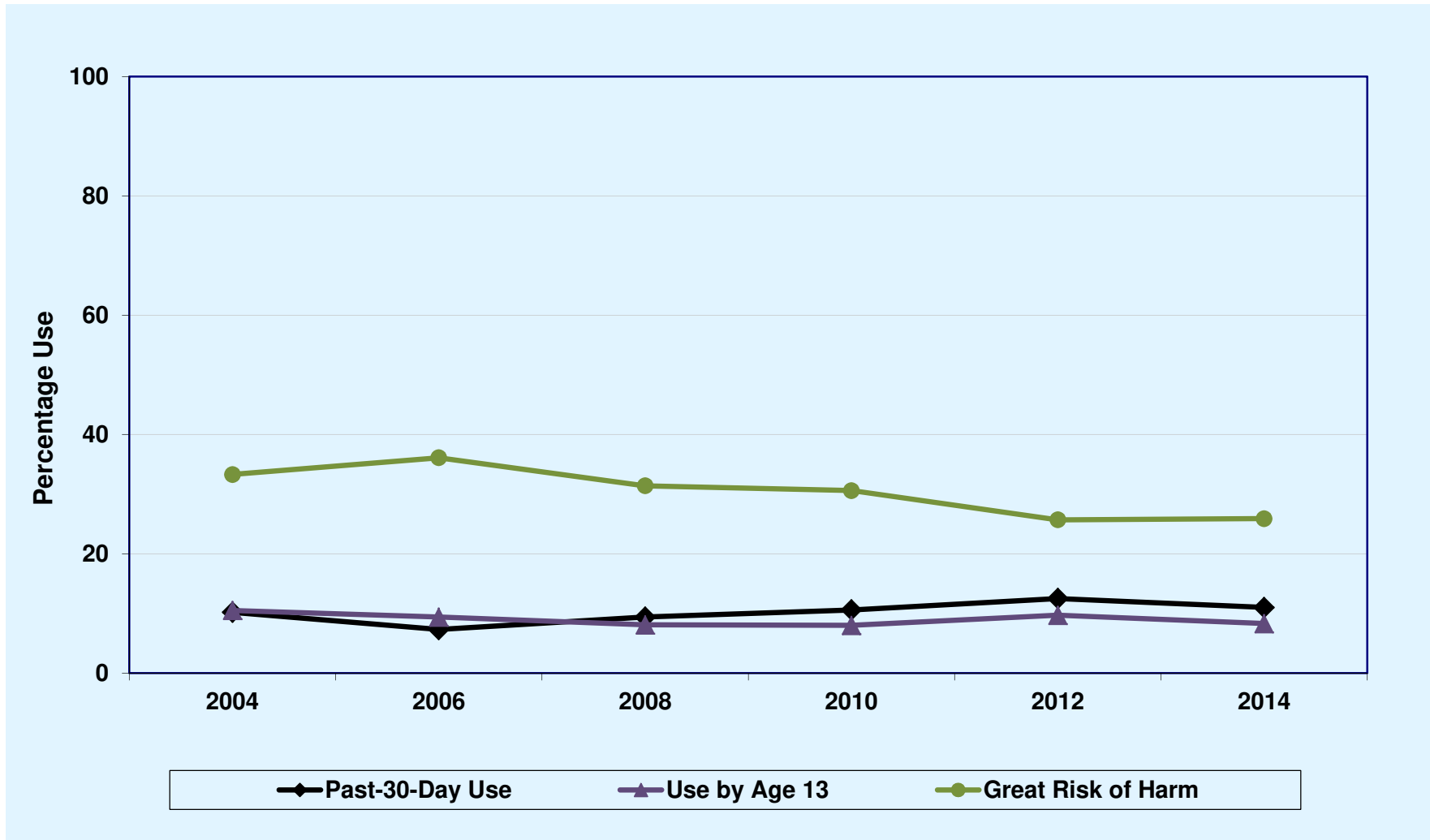
**Graph
10**

Past-30-day marijuana use, Broward County 2004-2014 and Florida Statewide 2014



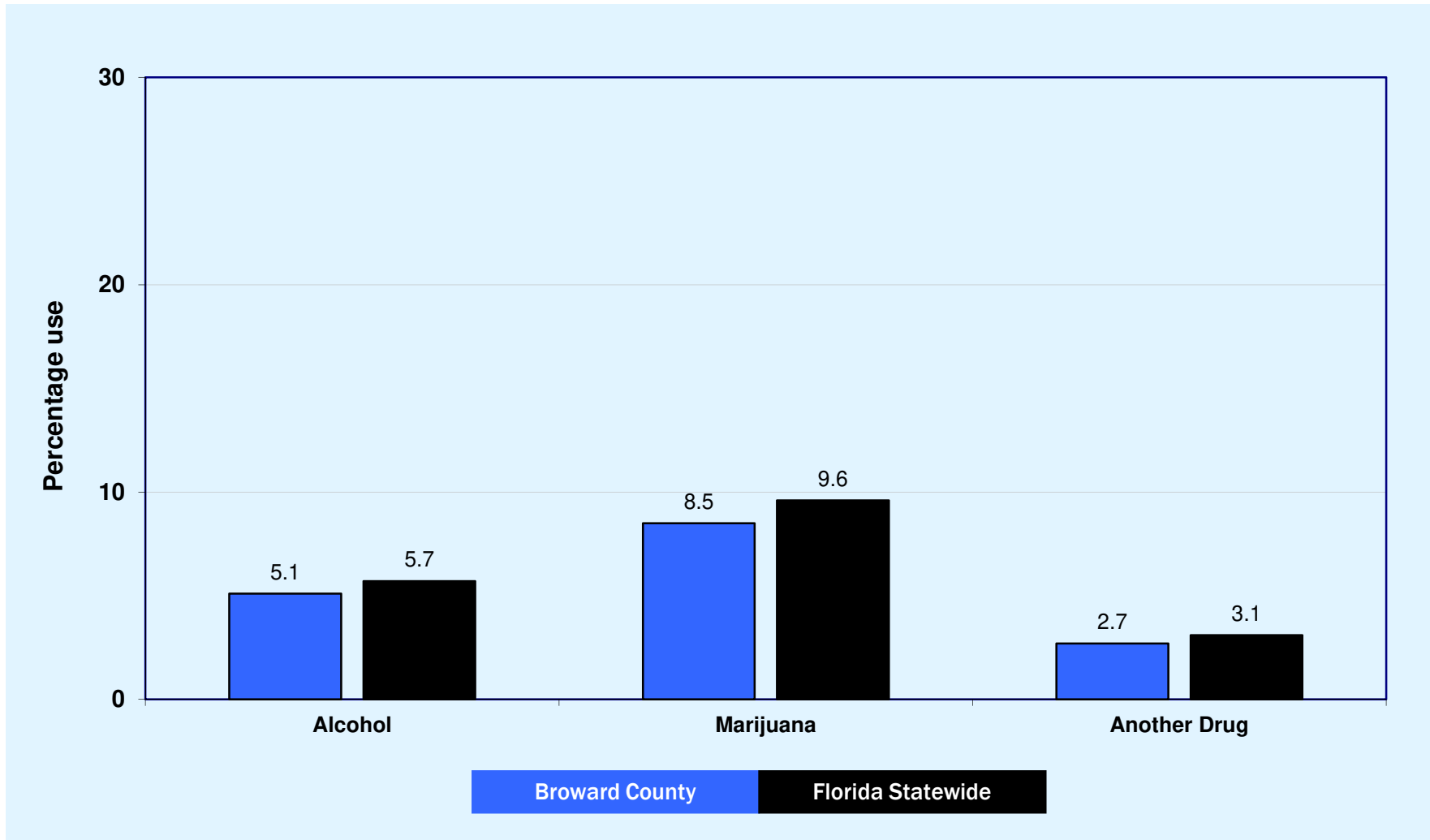
**Graph
11**

Marijuana trends summary for Broward County, 2004-2014



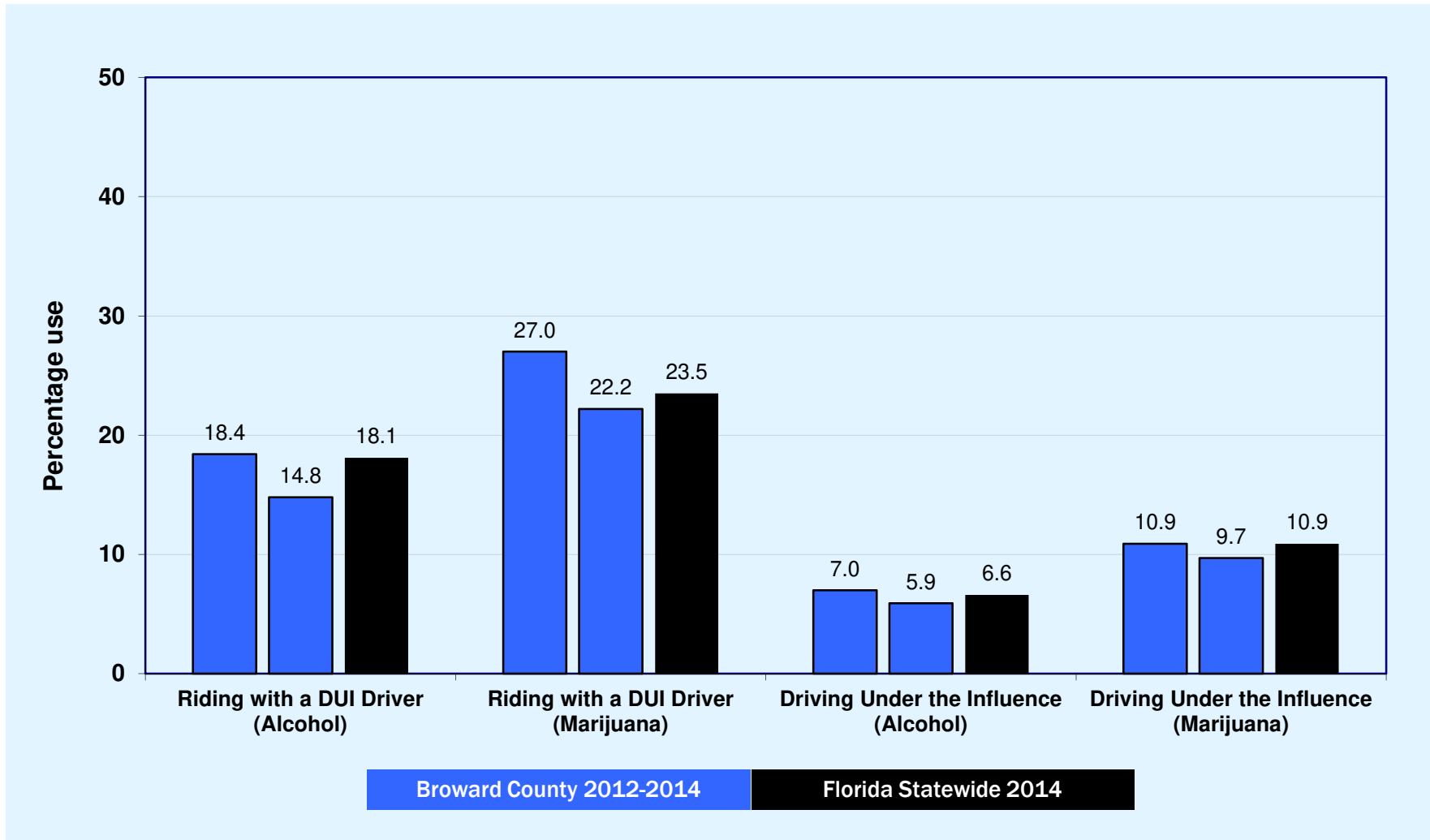
**Graph
12**

ATOD Use Before or During School, Broward County and Florida Statewide, 2014



**Graph
13**

DUI or riding with a driver under the influence, Broward County 2012-2014 and Florida Statewide 2014



Note: DUI does not imply intoxication but only indicates use prior to driving.

Key Findings

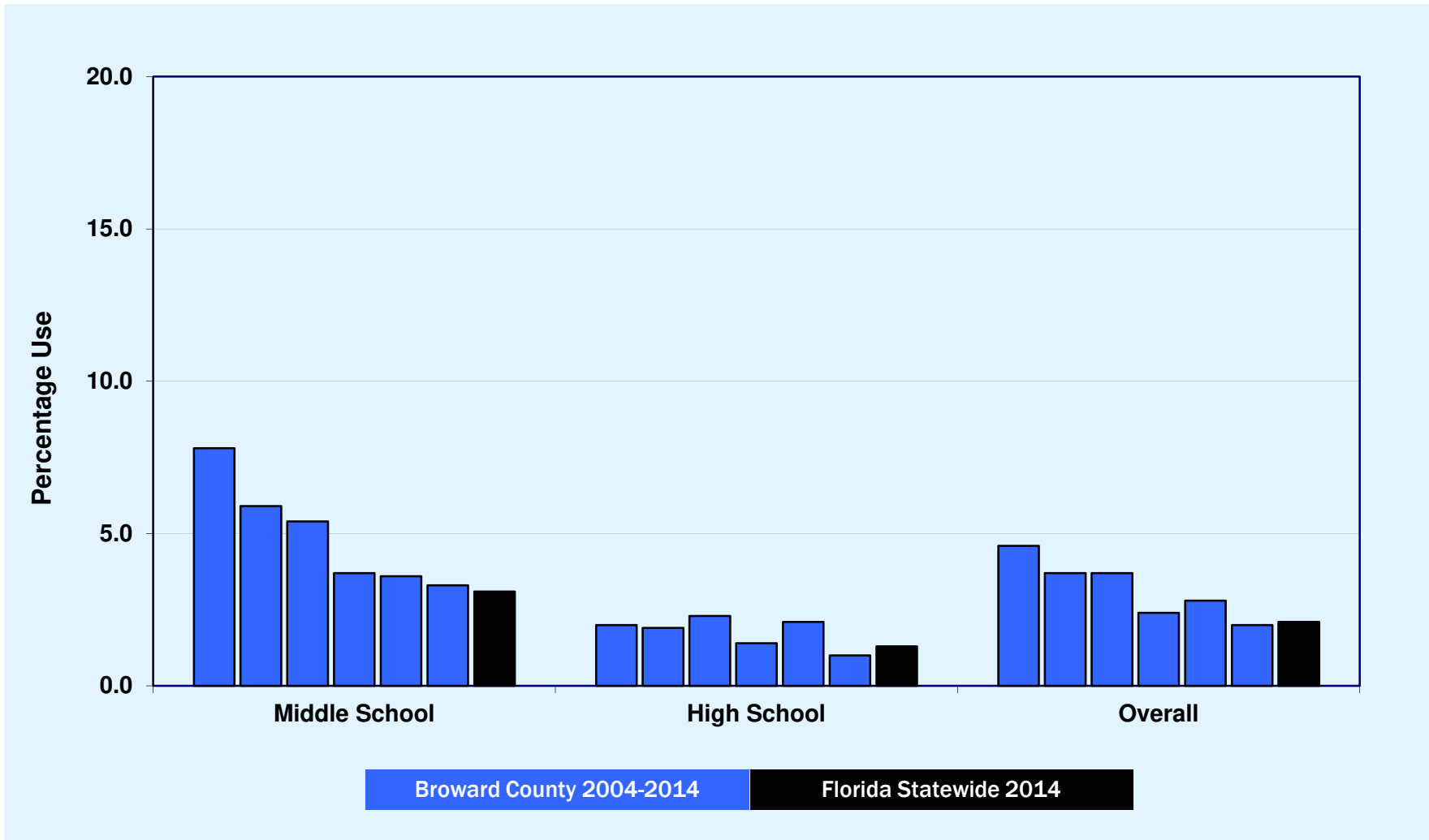
- In Broward County, past-30-day alcohol use was reported at 17.8%, compared to 24.6% across the statewide sample.
- While binge drinking showed no change from 2010 to 2012 (11.5%), it declined in 2014 to 8.4%.
- Past-30-day marijuana has showed no steady pattern of change over the years, ranging from 7.3% in 2006 to 12.5% in 2012.
- 14.8% of high school students have ridden in a car with a driver who was under the influence of alcohol, and 22.2% have ridden with a driver under the influence of marijuana.

Other Illicit, Over-the-Counter, and Prescription Drugs

2004-2014 Trends

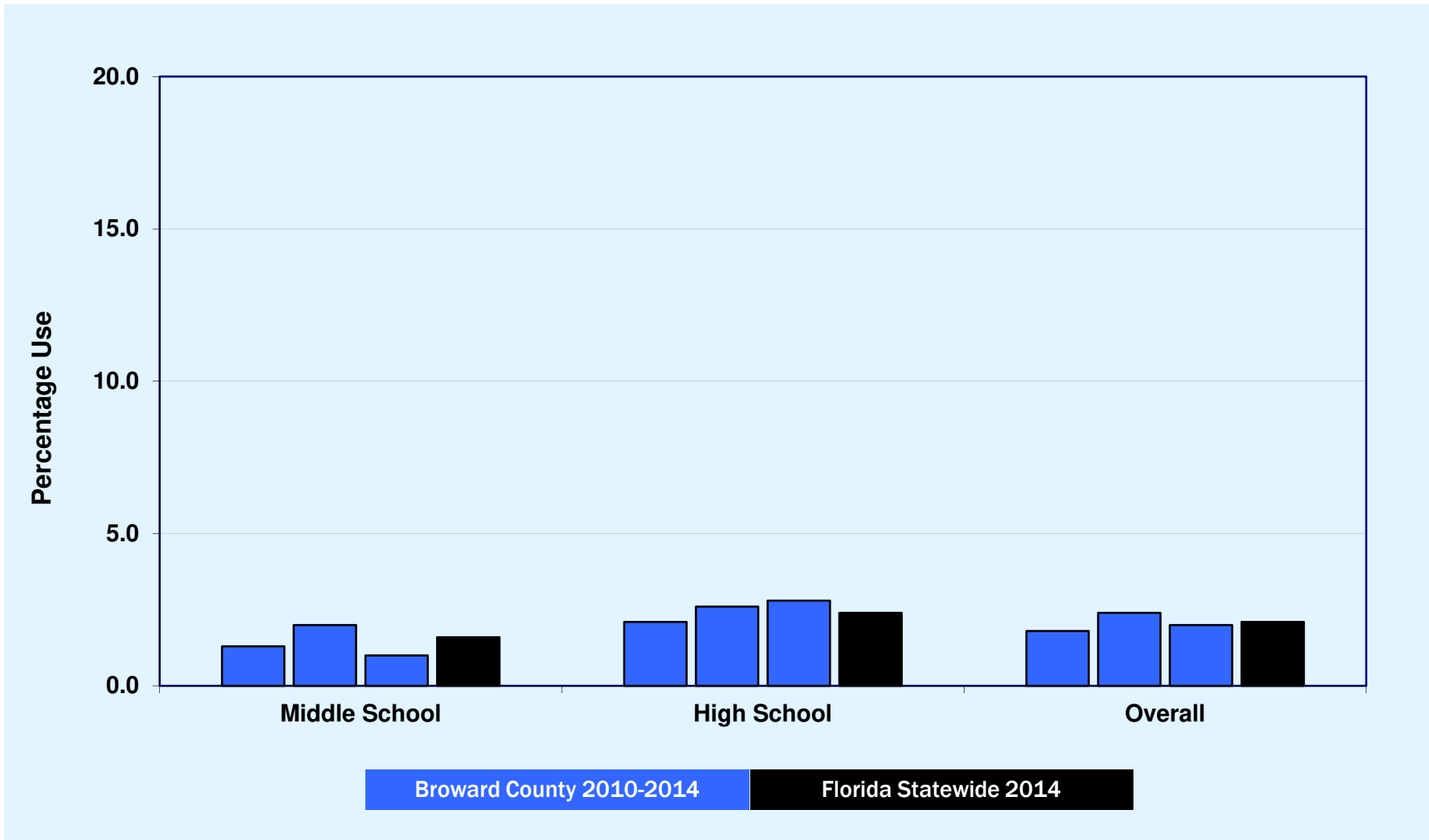
**Graph
14**

Past-30-day inhalant use, Broward County 2004-2014 and Florida Statewide 2014



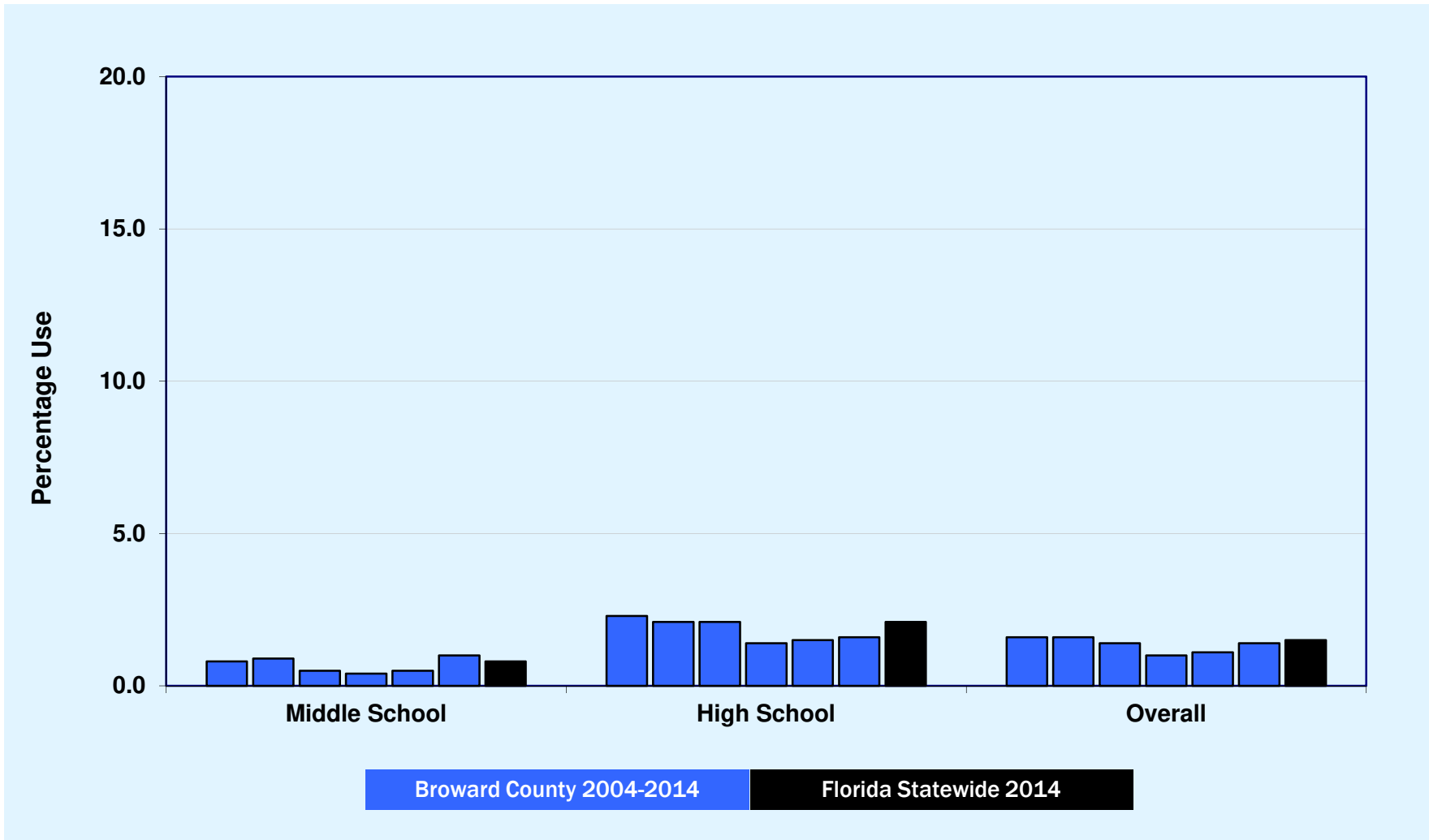
**Graph
15**

Past-30-day over-the-counter drug use, Broward County 2010-2014 and Florida Statewide 2014



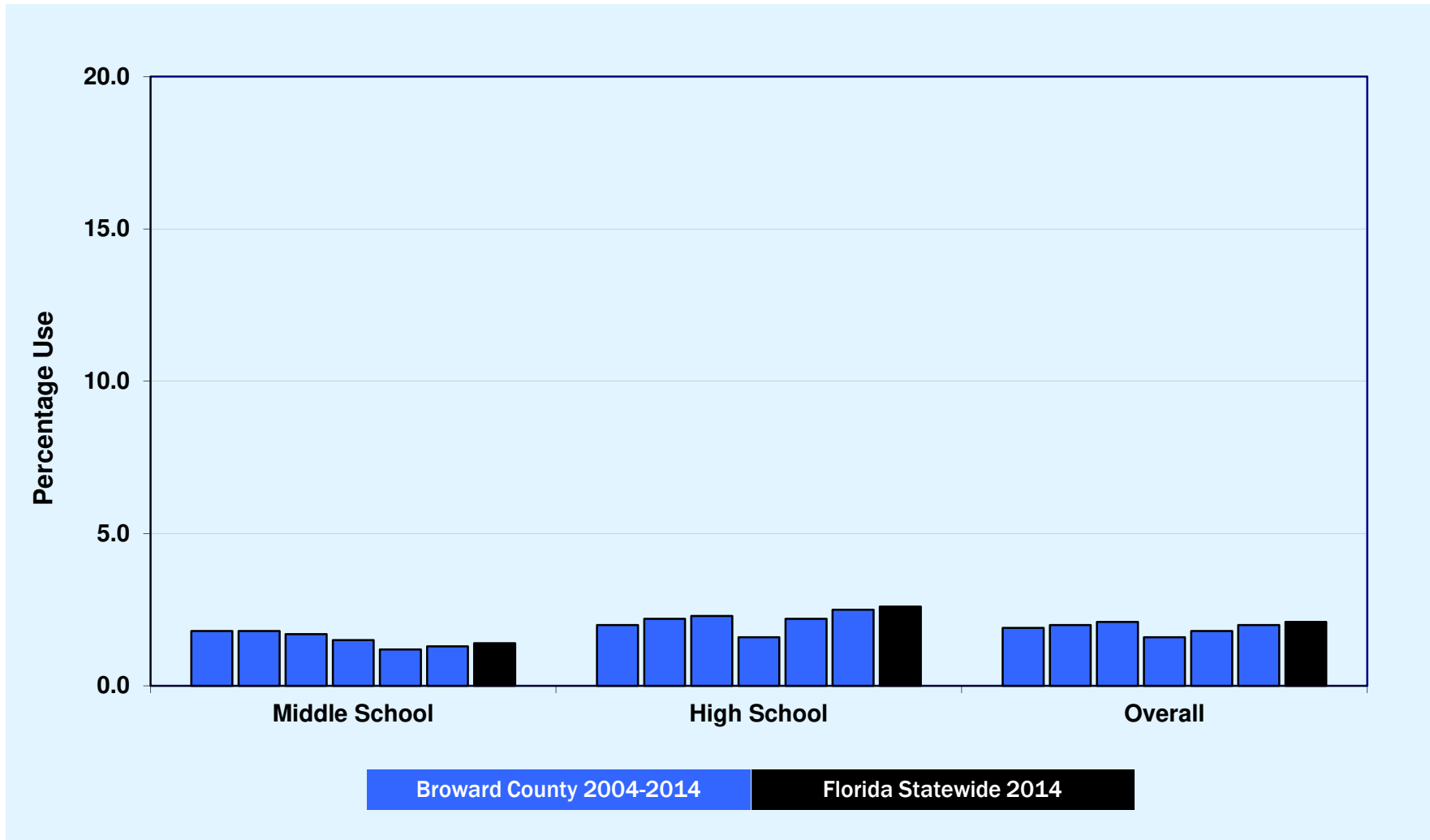
**Graph
16**

Past-30-day depressants use, Broward County 2004-2014 and Florida Statewide 2014



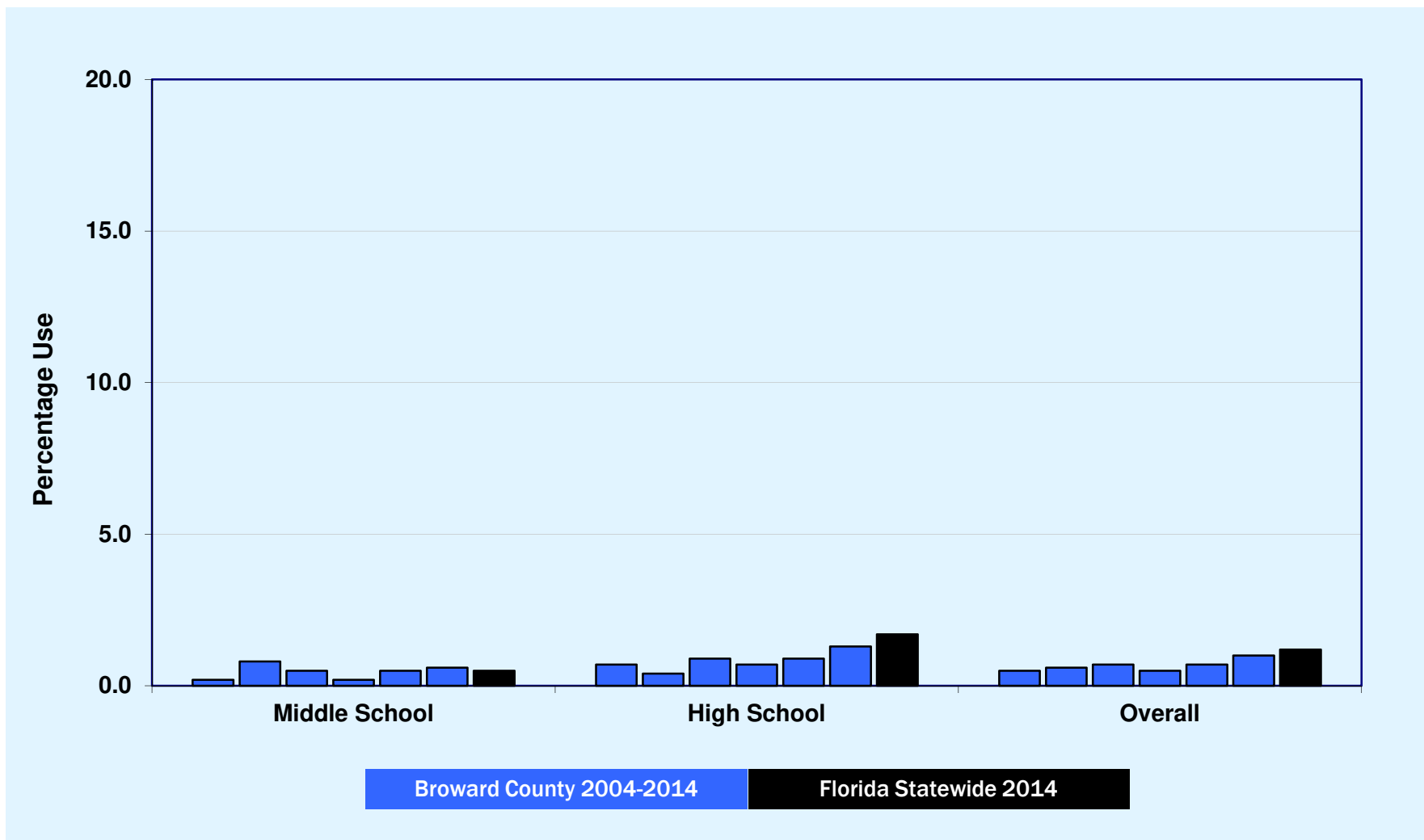
**Graph
17**

Past-30-day prescription pain reliever use, Broward County 2004-2014 and Florida Statewide 2014



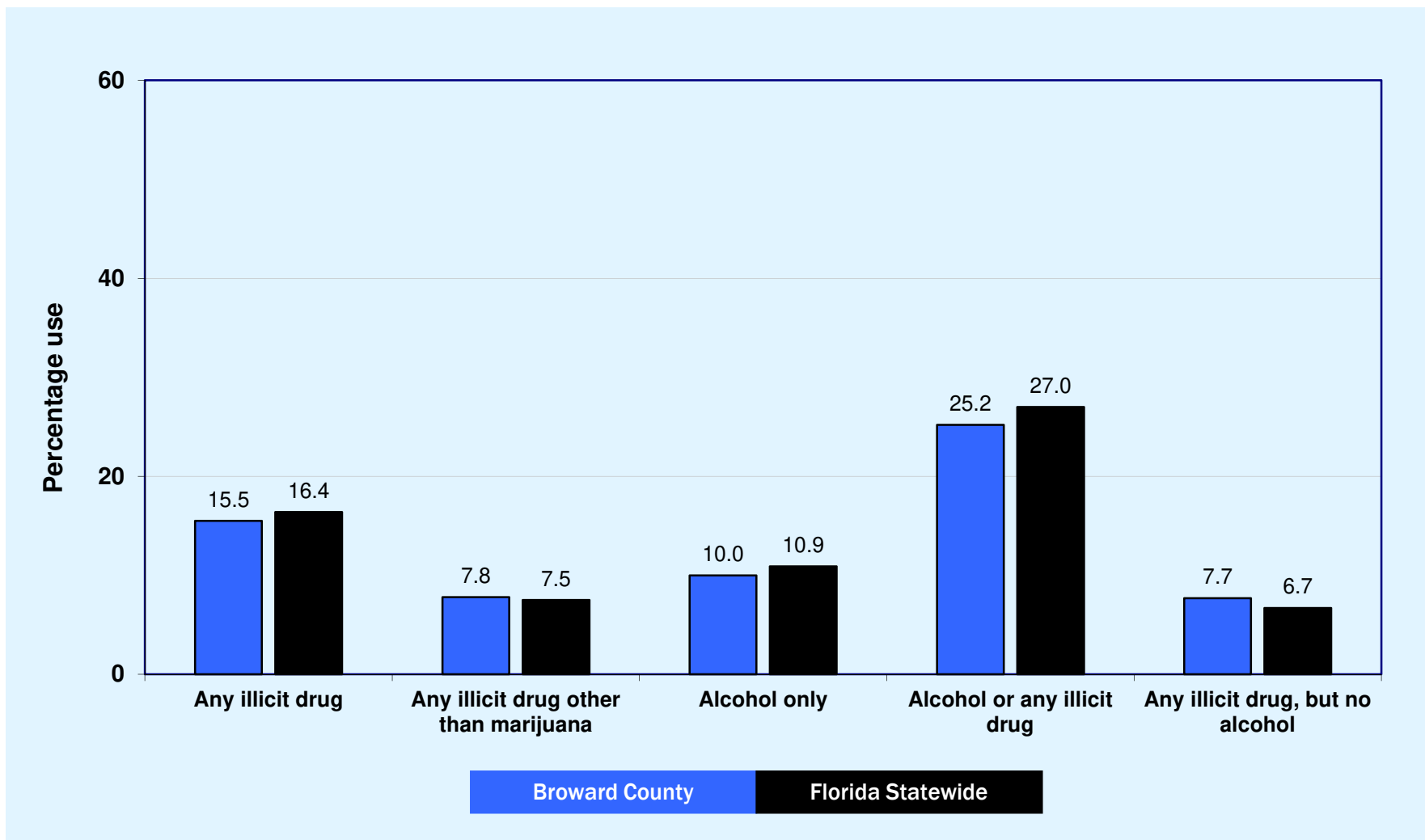
**Graph
18**

Past-30-day prescription amphetamines use, Broward County 2004-2014 and Florida Statewide 2014



**Graph
19**

Past-30-day drug combination rates for Broward County and Florida Statewide, 2014



Key Findings

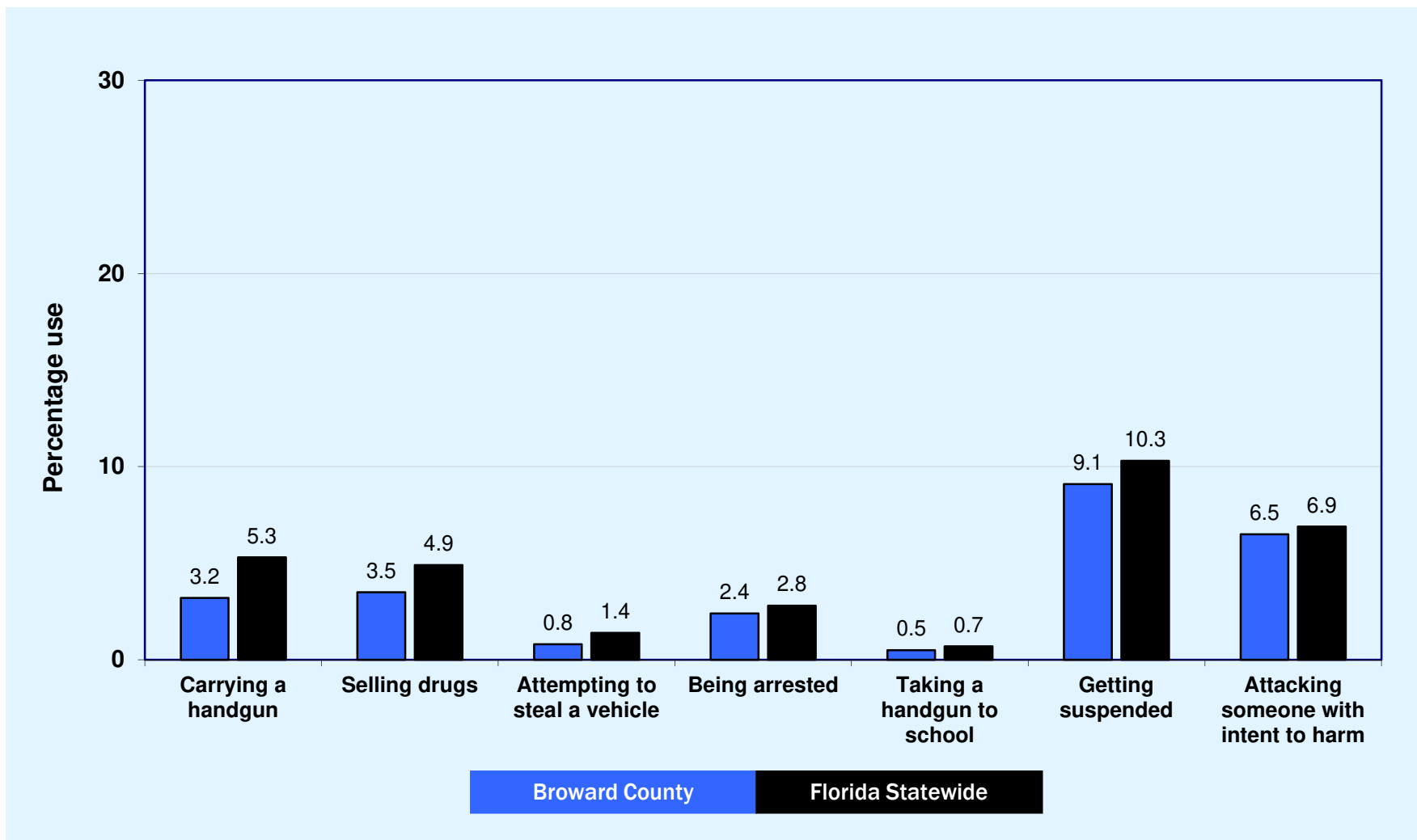
- In Broward County, 7.8% of surveyed students reported the use of any illicit drug other than marijuana in the past 30 days, compared to 8.2% across the statewide sample.
- Past-30-day inhalant use decreased from 2.8% in 2012 to 2.0% in 2014.
- Past-30-day Rx pain reliever use was reported at 2.0%, compared to 2.3% across the statewide survey.
- Among middle school students, 3.3% reported the use of inhalants in the past 30 days, a rate higher than any other illicit drug (except marijuana).

Other Antisocial Behaviors, Including Bullying-Related Behaviors

2014 Results

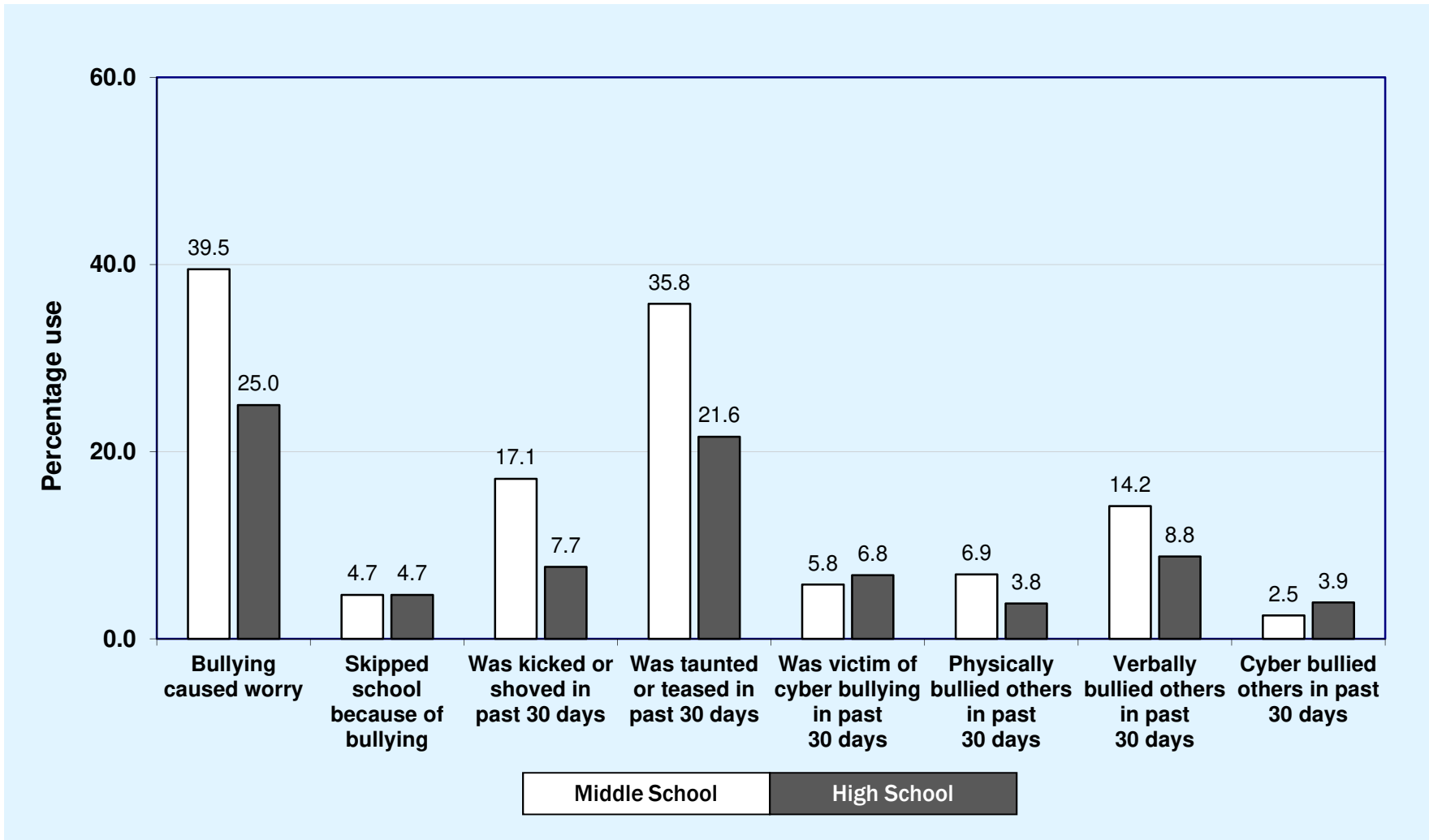
**Graph
20**

Comparisons of past-12-month delinquent behavior for Broward County and Florida Statewide, 2014



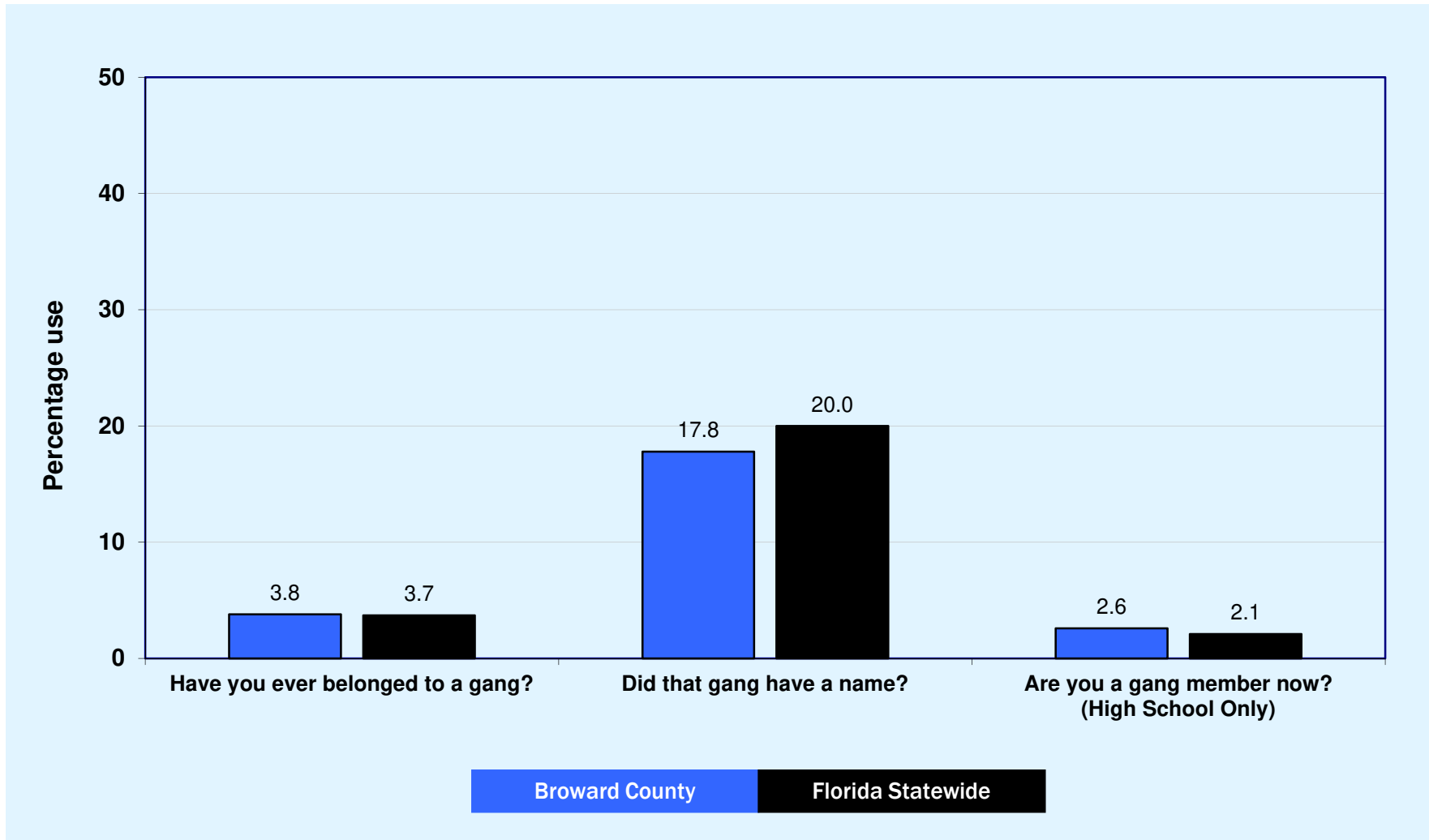
**Graph
21**

Bullying-related behaviors among Broward County middle and high school students, 2014



**Graph
22**

Gang involvement, Broward County and Florida Statewide, 2014



Key Findings

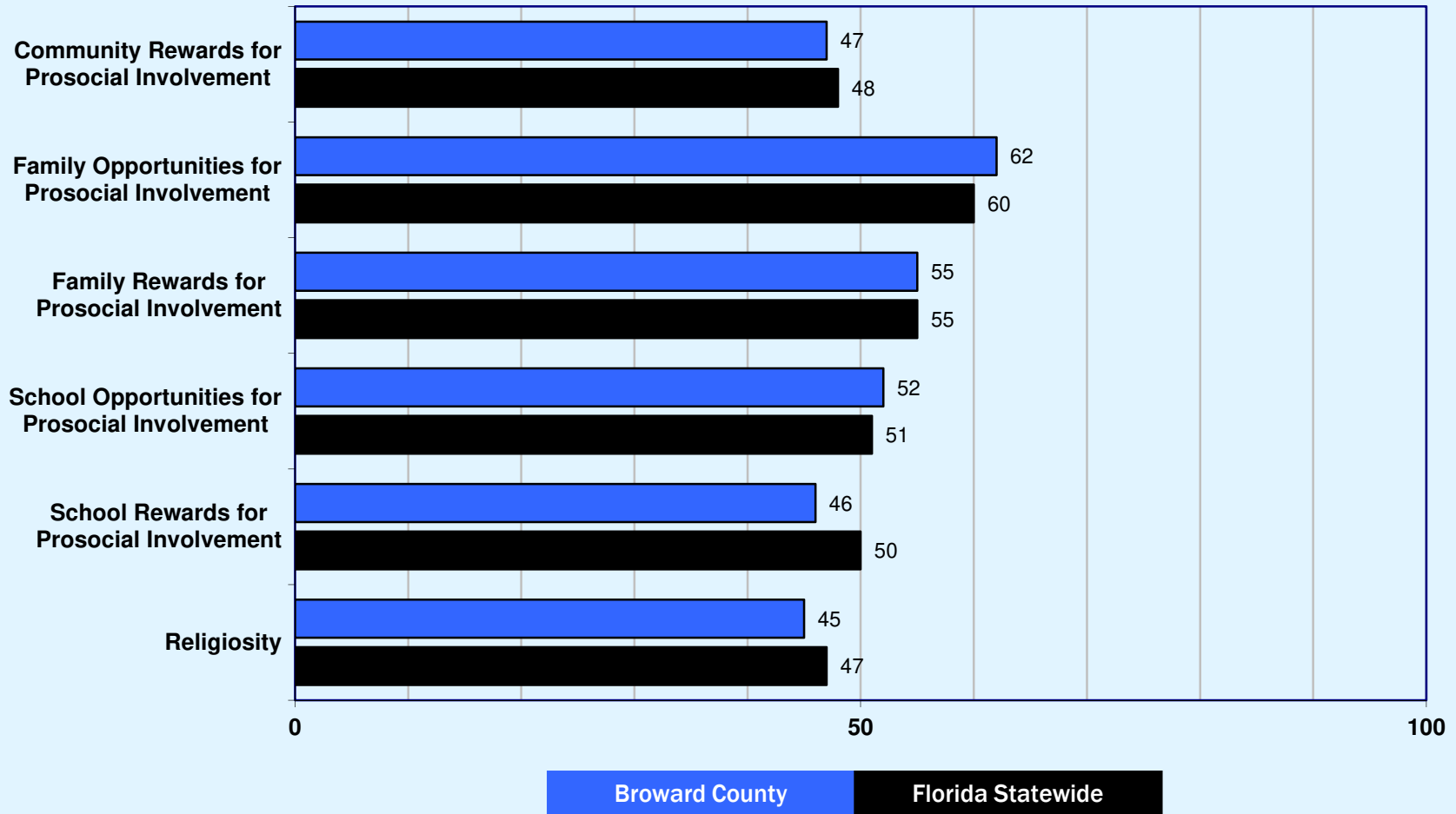
- In Broward County, prevalence rates for *Attempting to Steal a Vehicle* (0.8%) and *Taking a Handgun to School* (0.5%) are 1.0% or less.
- Higher prevalence rates were reported for *Getting Suspended* (9.1%) and *Attacking Someone with Intent to Harm* (6.5%).
- In Broward County, 27.6% of students have been socially bullied, 11.7% have been physically bullied, and 6.4% have been cyber bullied.
- 3.8% of students have belonged to a gang, and 2.6% of high school students are currently gang members.

Risk and Protective Factor Prevalence Rates for M.S. and H.S. Students

2014 Results

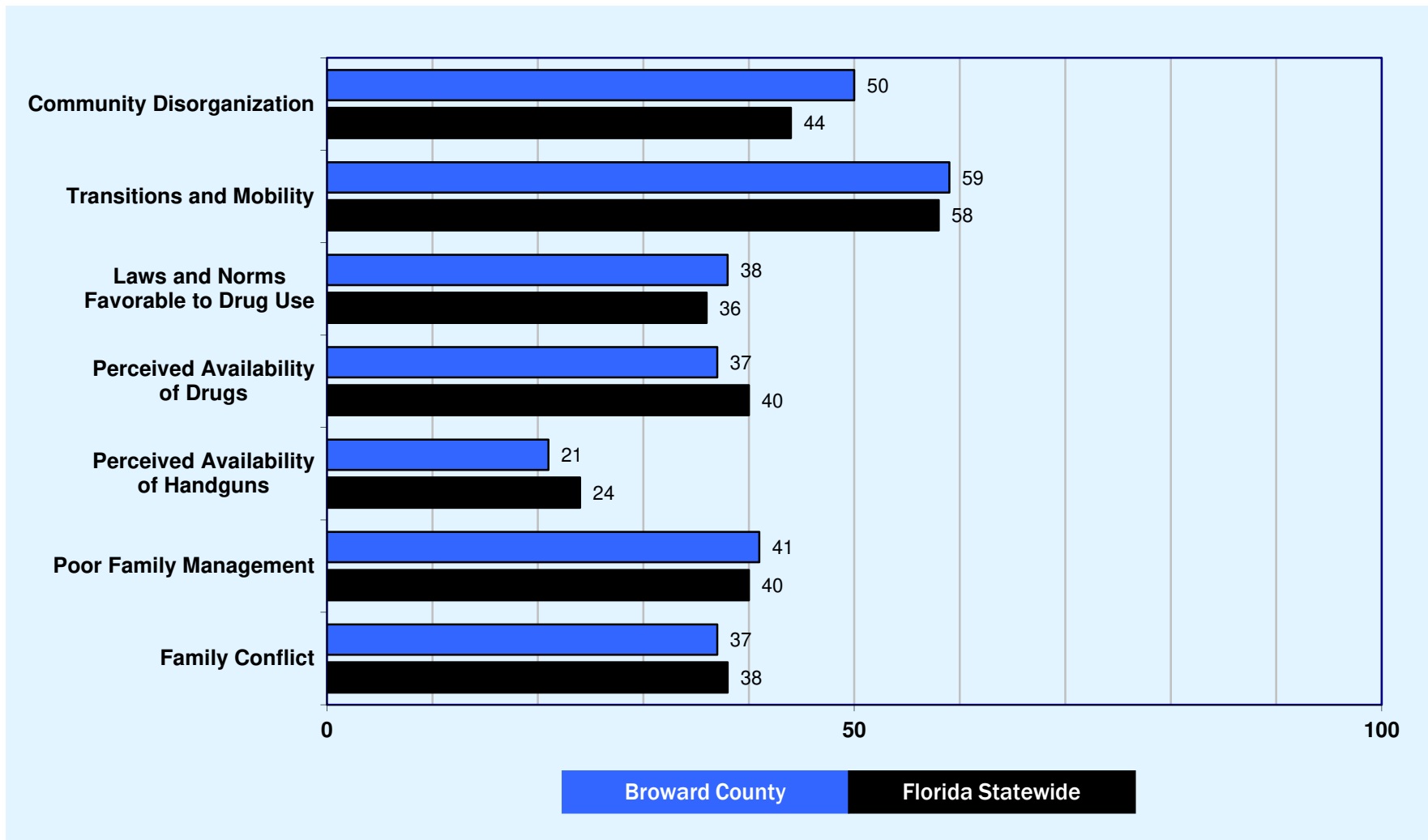
**Graph
23**

Protective factor prevalence rates for Broward County and Florida Statewide middle school students, 2014



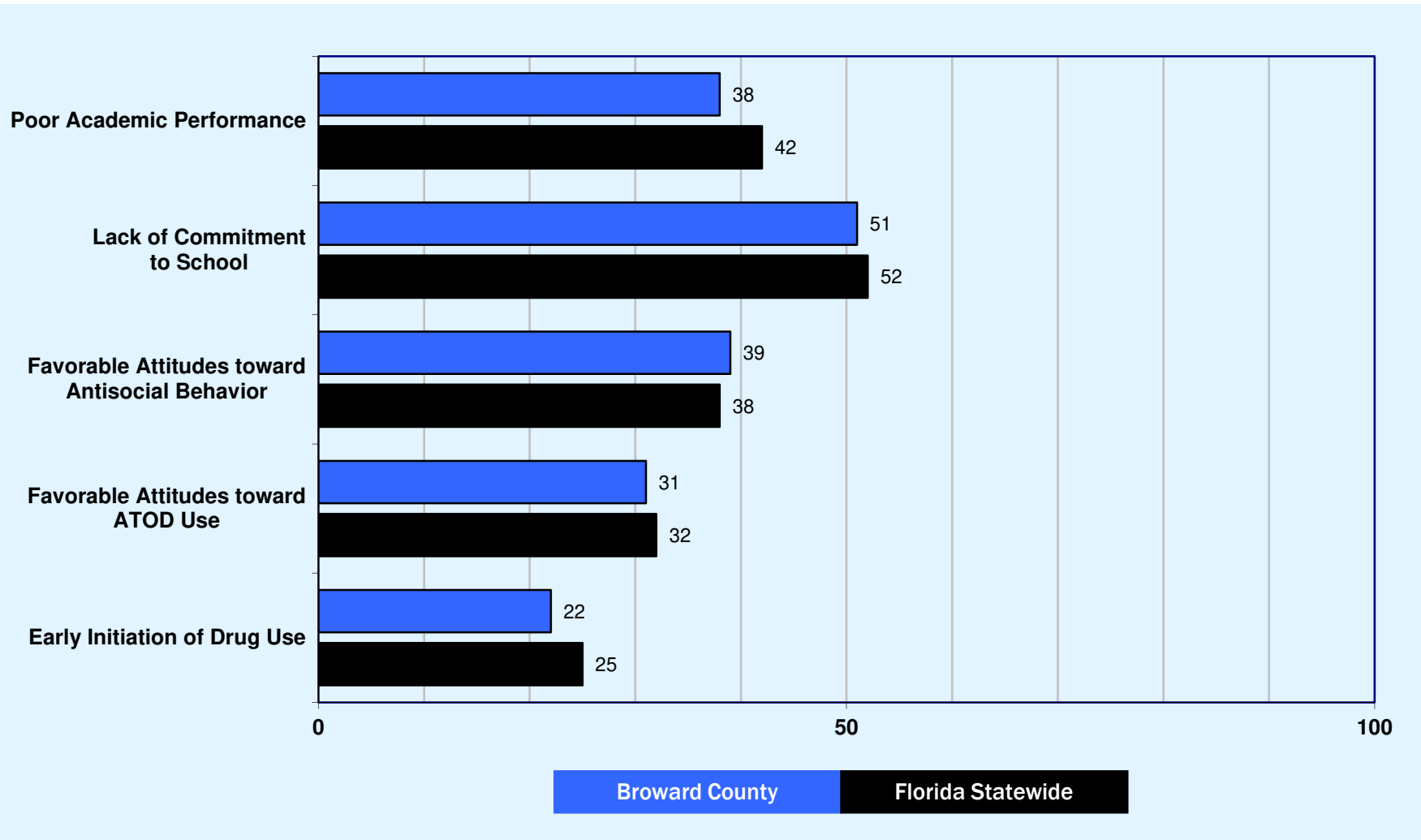
**Graph
24**

Community domain and family domain risk factor prevalence rates for Broward County and Florida Statewide middle school students, 2014



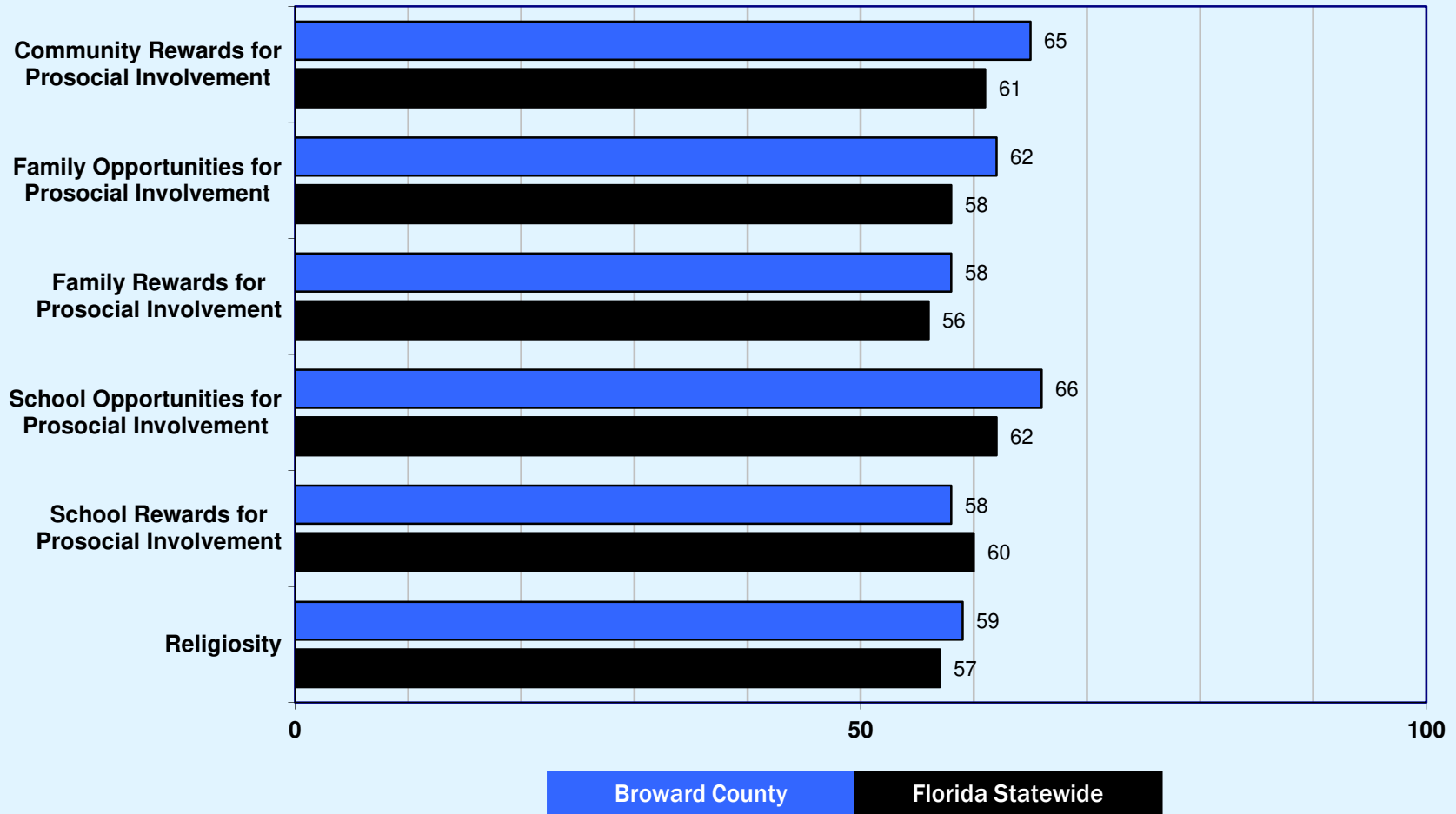
**Graph
25**

School domain and peer and individual domain risk factor prevalence rates for Broward County and Florida Statewide middle school students, 2014



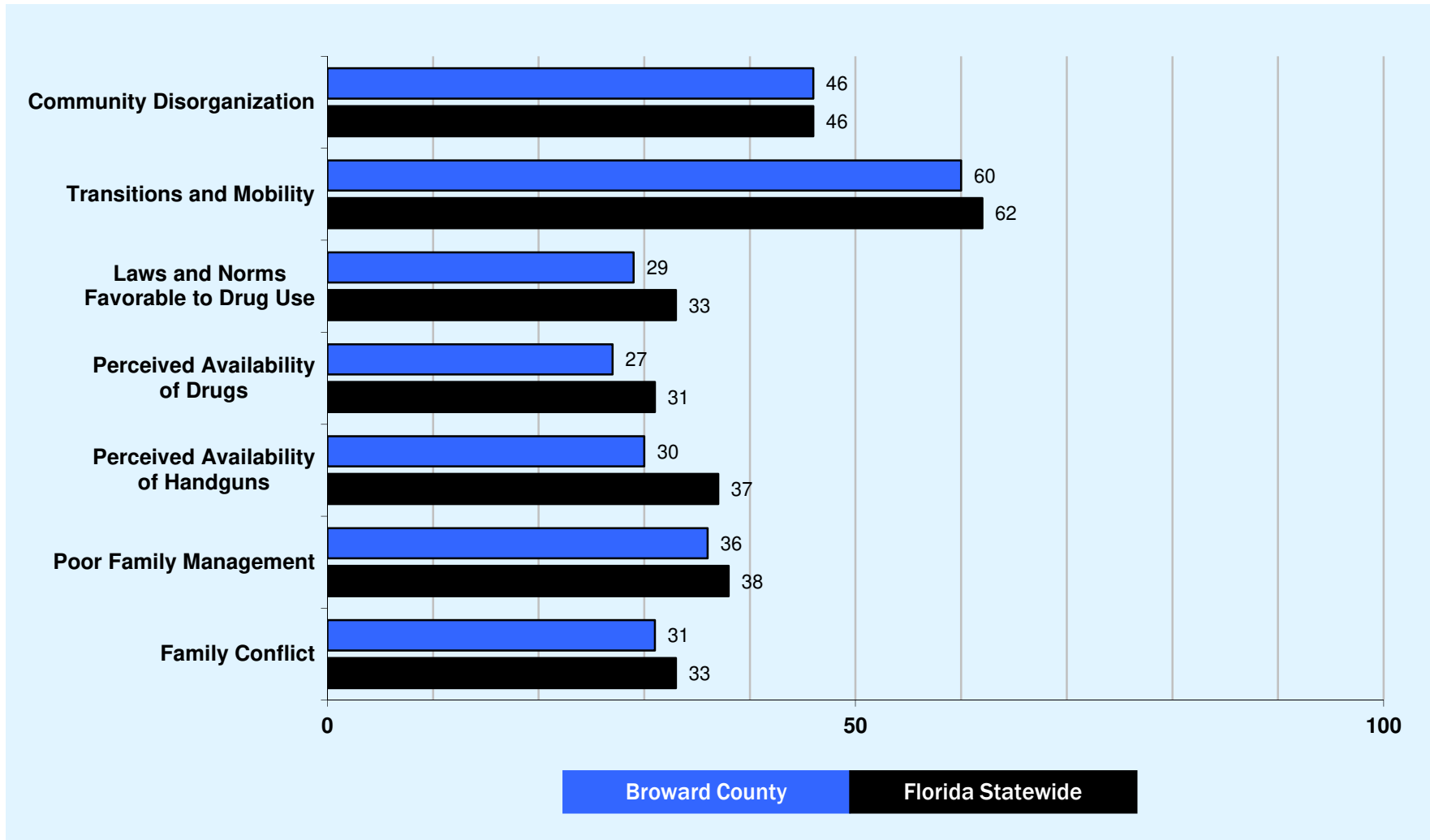
**Graph
26**

Protective factor prevalence rates for Broward County and Florida Statewide high school students, 2014



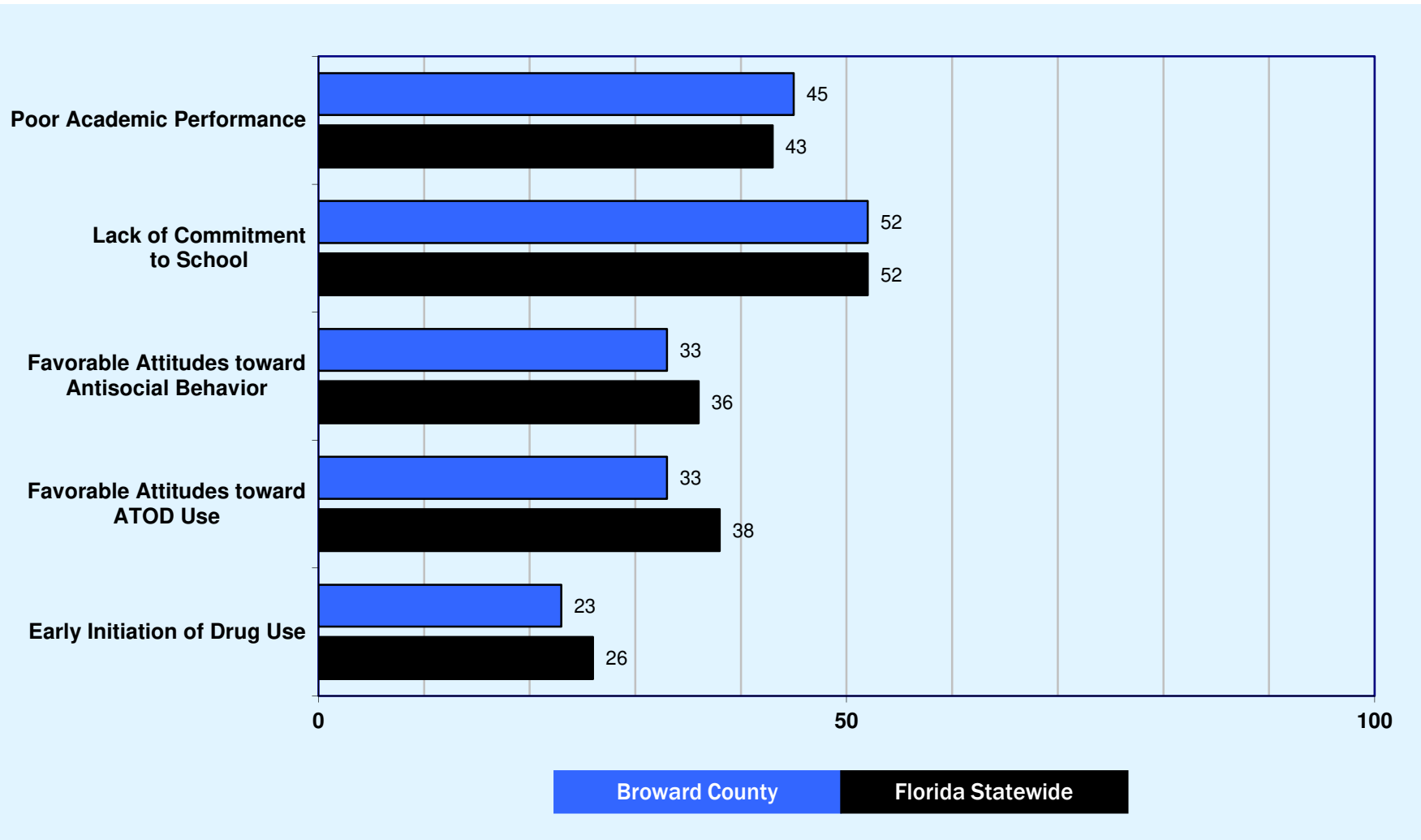
**Graph
27**

Community domain and family domain risk factor prevalence rates for Broward County and Florida Statewide high school students, 2014



**Graph
28**

School domain and peer and individual domain risk factor prevalence rates for Broward County and Florida Statewide high school students, 2014



Key Findings

- Protective factor prevalence rates—opportunities for improvement:
 - Middle school students reported the lowest rates of protection for the *School Rewards for Prosocial Involvement* (46%), and *Religiosity* (45%) scales.
 - High school students reported the lowest rates of protection for the *Family Rewards for Prosocial Involvement* (58%) and *School Rewards for Prosocial Involvement* (58%) scales.

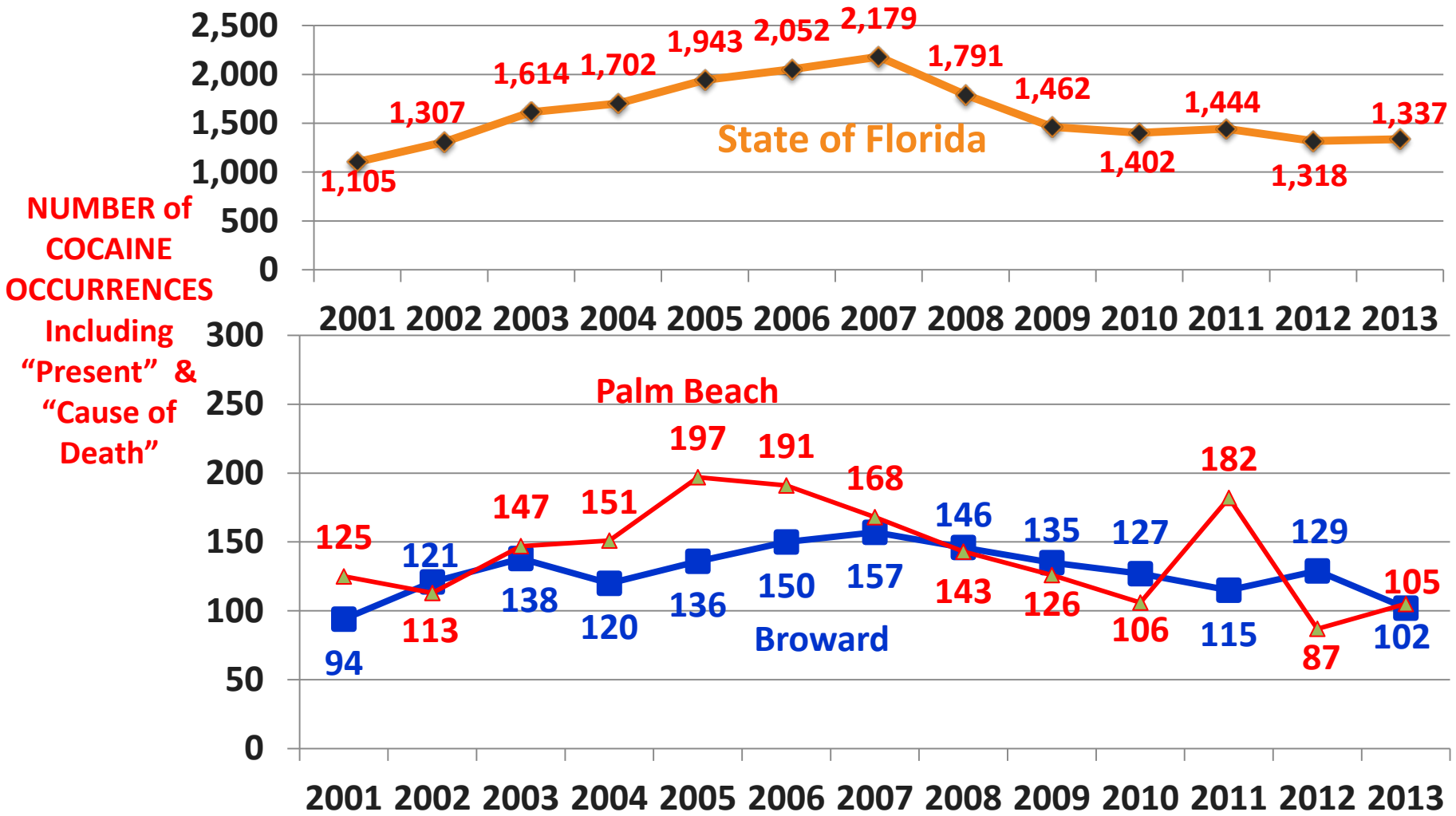
Key Findings

- Risk factor prevalence rates—opportunities for improvement:
 - Middle school students reported the highest rates of risk for the *Transitions and Mobility* (59%) and *Lack of Commitment to School* (51%) scales.
 - High school students reported the highest rates of risk for the *Transitions and Mobility* (60%) and *Lack of Commitment to School* (52%) scales.

Drug Deaths in Florida

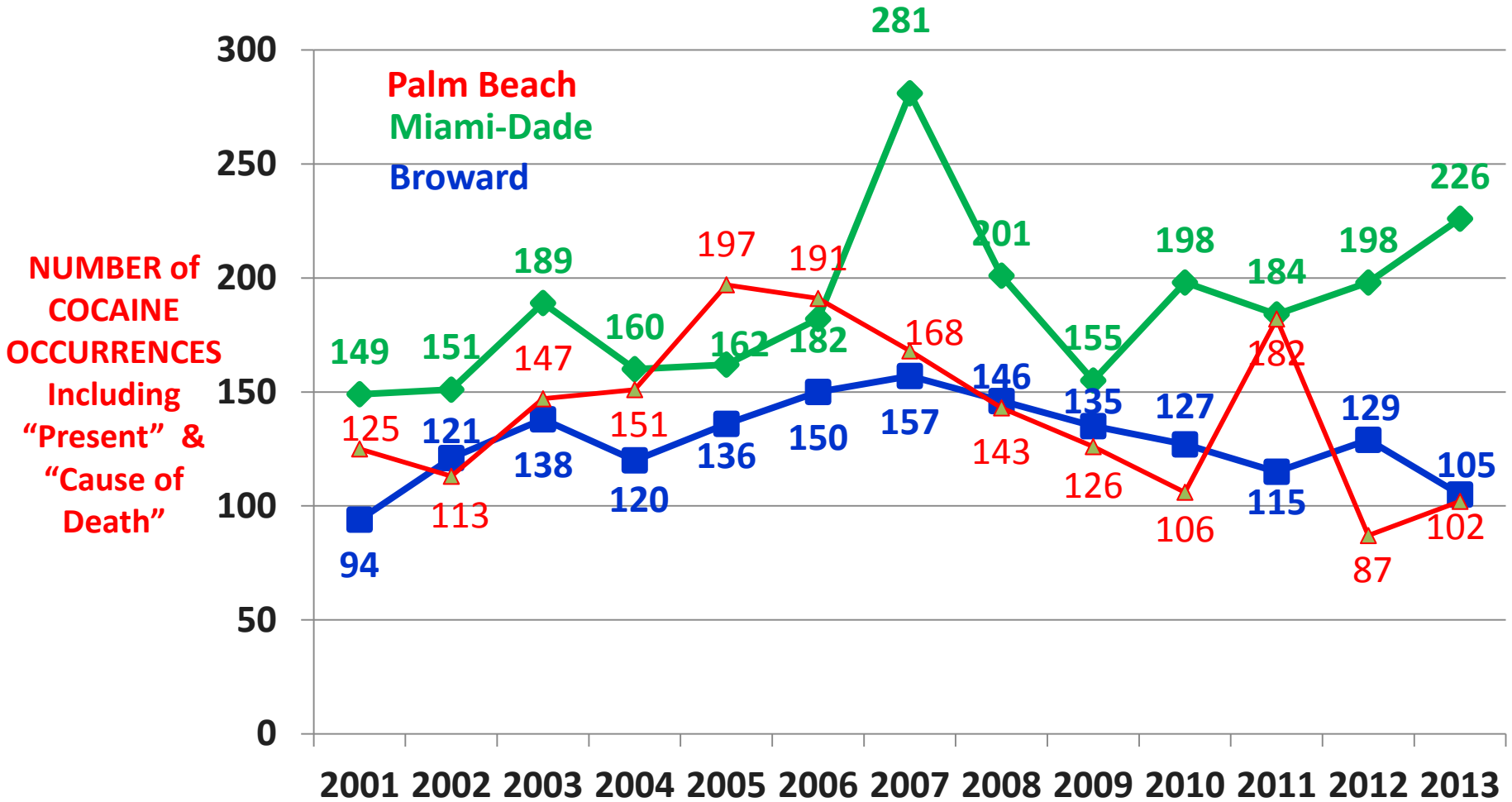
Source: FDLE- Florida Medical Examiners Commission Report on Drug Identified among Decedents in Florida 2013, Released November 2014

Number of Cocaine Reports Detected Among Decedents in Florida: 2000 - 2013



SOURCE: Florida Medical Examiners Commission Annual Report Jan-Dec 2013

Number of Cocaine Reports Detected Among Decedents in Florida: 2000 - 2013

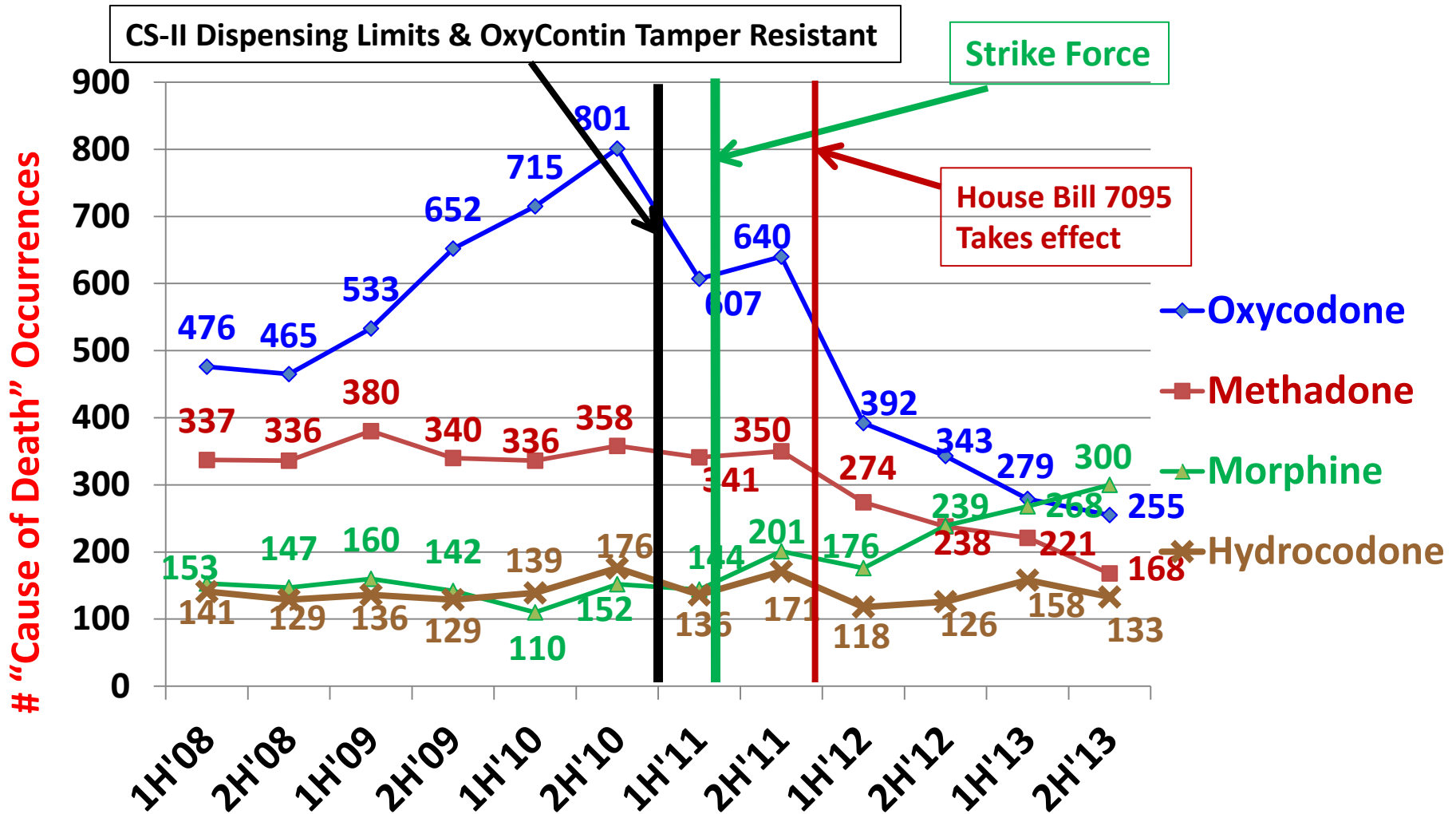


SOURCE: Florida Medical Examiners Commission Annual Report Jan-Dec 2013

Florida's Response

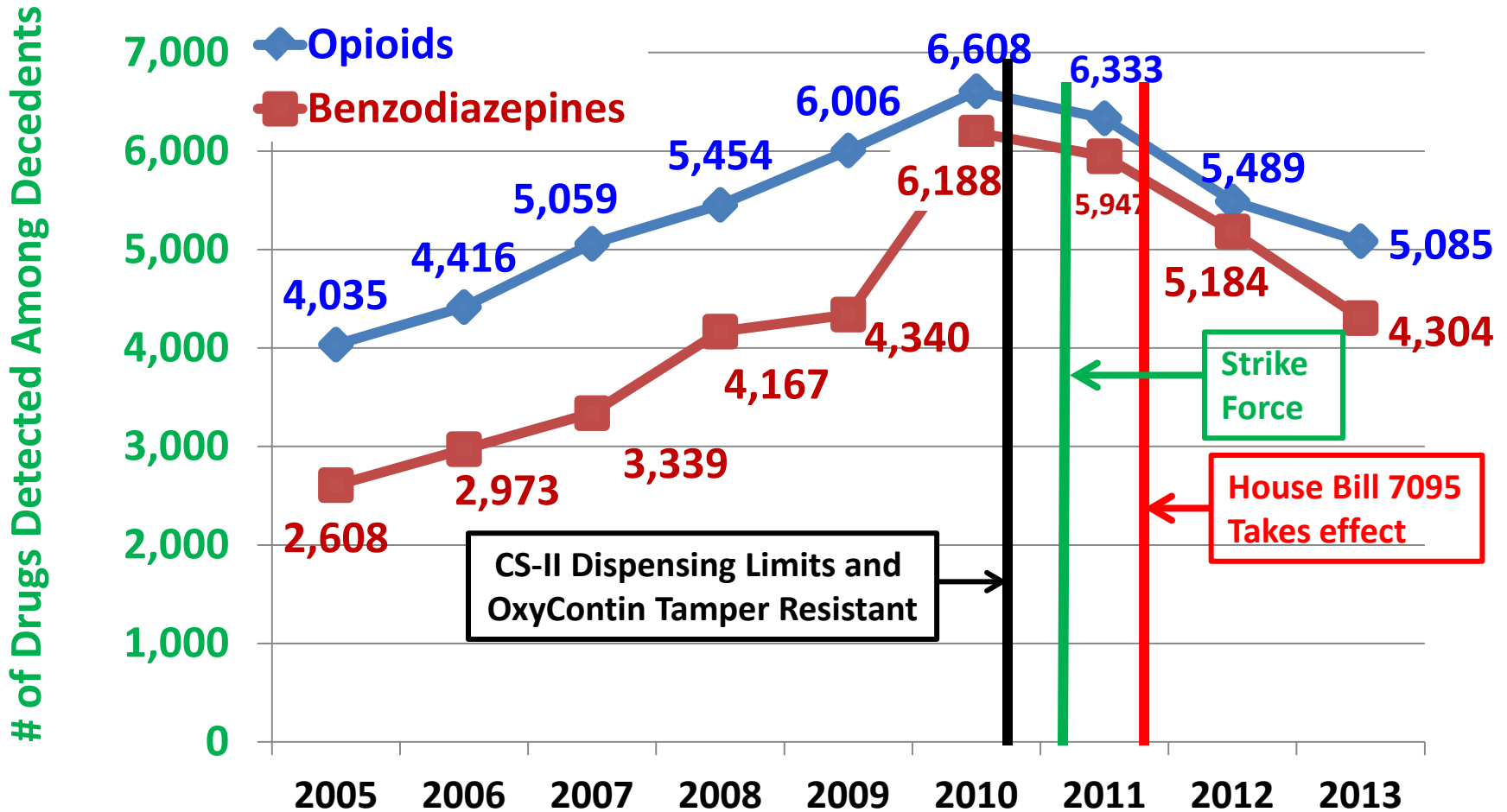
- **July 2010** – **Senate Bill 2272** Legal authority to close “Pill Mills” and limited practitioner dispensing of CS Schedule II to 3-day supply
- **August 2010** – **Tamper-resistant OxyContin®**.
- **March 2011** – Law Enforcement Strike Force
- **July 2011** - **House Bill 7095** Comprehensive law bans practitioner dispensing of CS II and new regulations. Permits **PDMP** to operate.

Number of Selected Lethal Rx Opioid Occurrences Among Deceased Persons in Florida 2008 to 2013



Source: FDLE – Drugs Identified In Deceased Persons by Florida Medical Examiners
 Jan 2008 - Dec 2013 Reports

Number of Nonmedical Rx Opioids and Benzodiazepine Reports Detected among Decedents in Florida 2005 – 2013



*Source: FDLE – Drugs Identified In Deceased Persons by Florida Medical Examiners
Jan 2005 - Dec 2013 Reports*

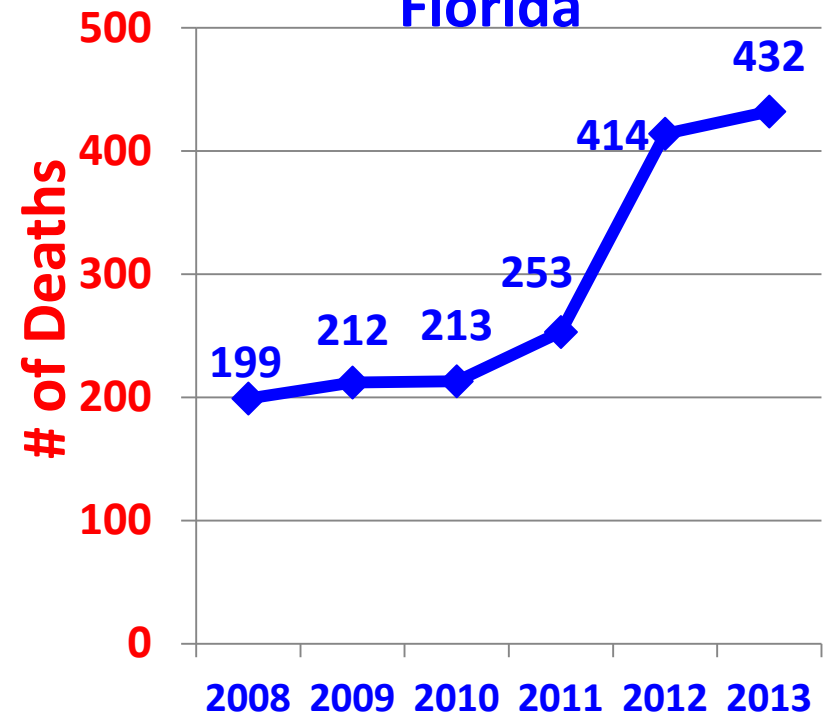
Hydromorphone (e.g., Dilaudid®)

2013 ARCOS Grams Sold Per 100/Population

	STATE	TOTAL GRAMS	GRAMS/100K POP
1	FLORIDA	270,718.70	1,439.89
2	DELAWARE	10,501.64	1,169.53
3	VERMONT		974.78
4	CONNECTICUT		961.44
5	VIRGINIA		837.72
6	MONTANA		813.56
7	NEW HAMPSHIRE	10,389.74	789.21
8	MARYLAND	43,353.71	750.9
9	WASHINGTON	48,346.19	718.95
10	OREGON	27,172.92	709.28

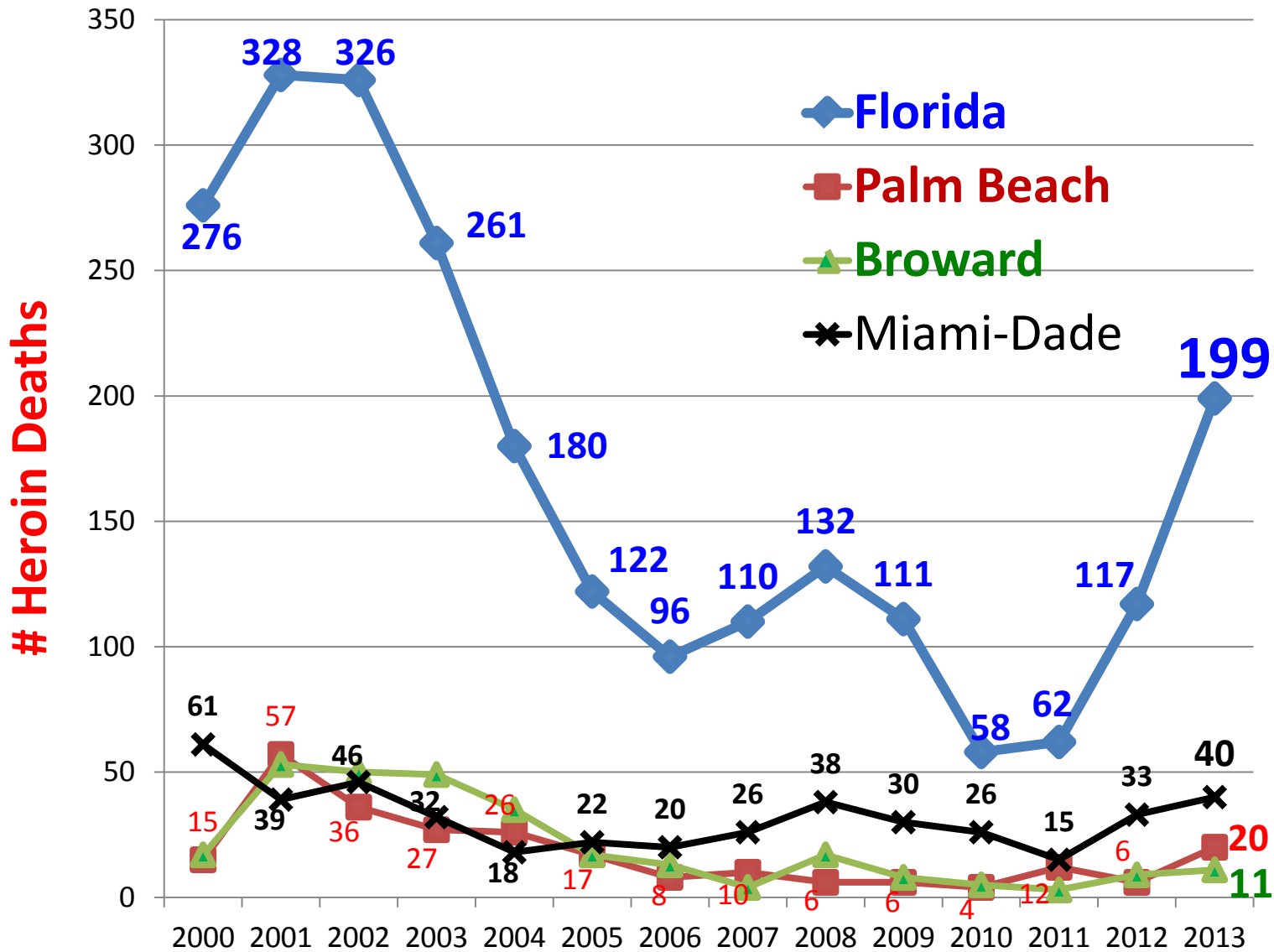
**South Florida
Crime Lab Cases
Up 950-
2011-2013**

Hydromorphone Related-Deaths in Florida



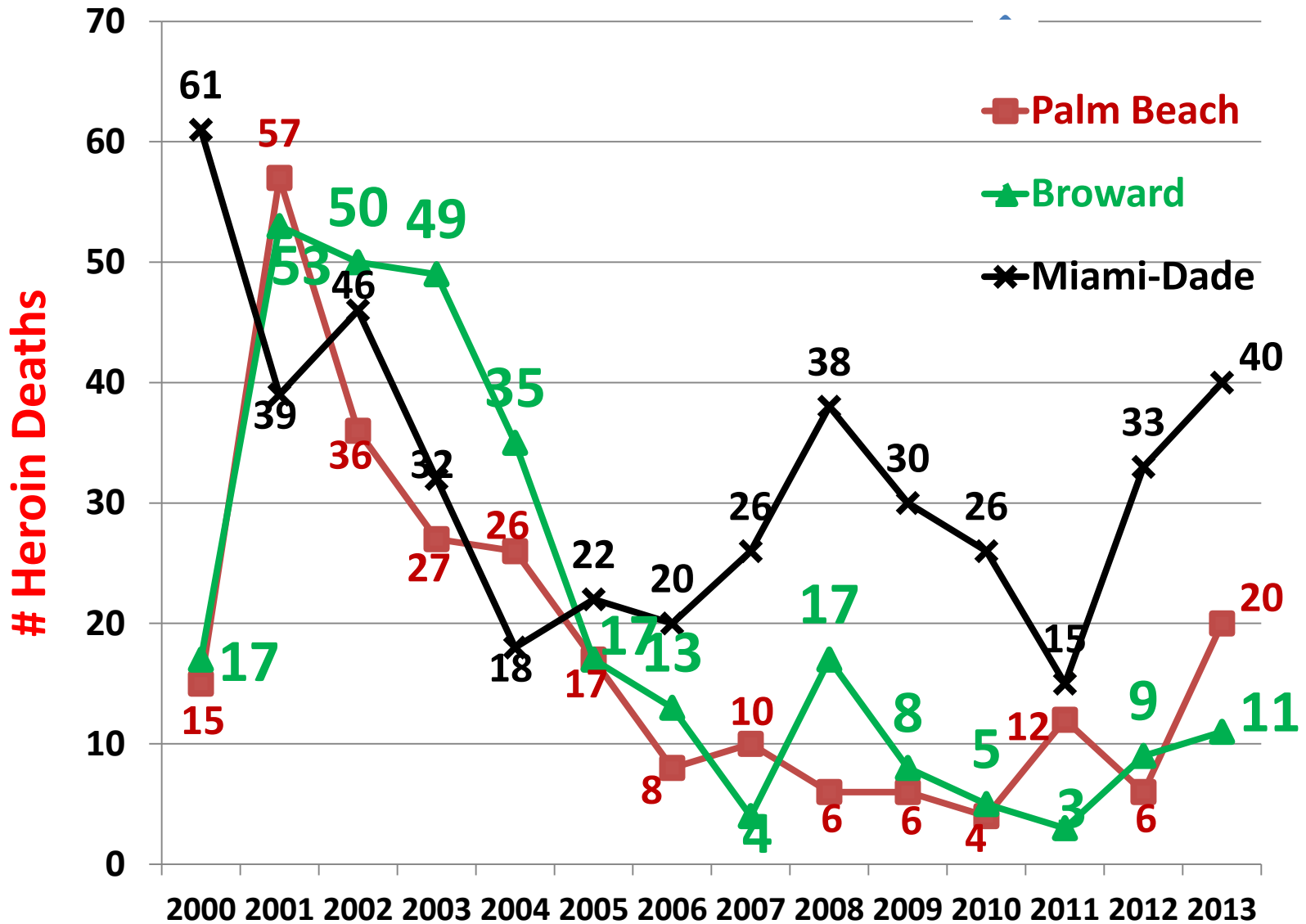
Source: Florida Medical
Examiners Commission

Number of Heroin Deaths in Florida: 2000 –2013



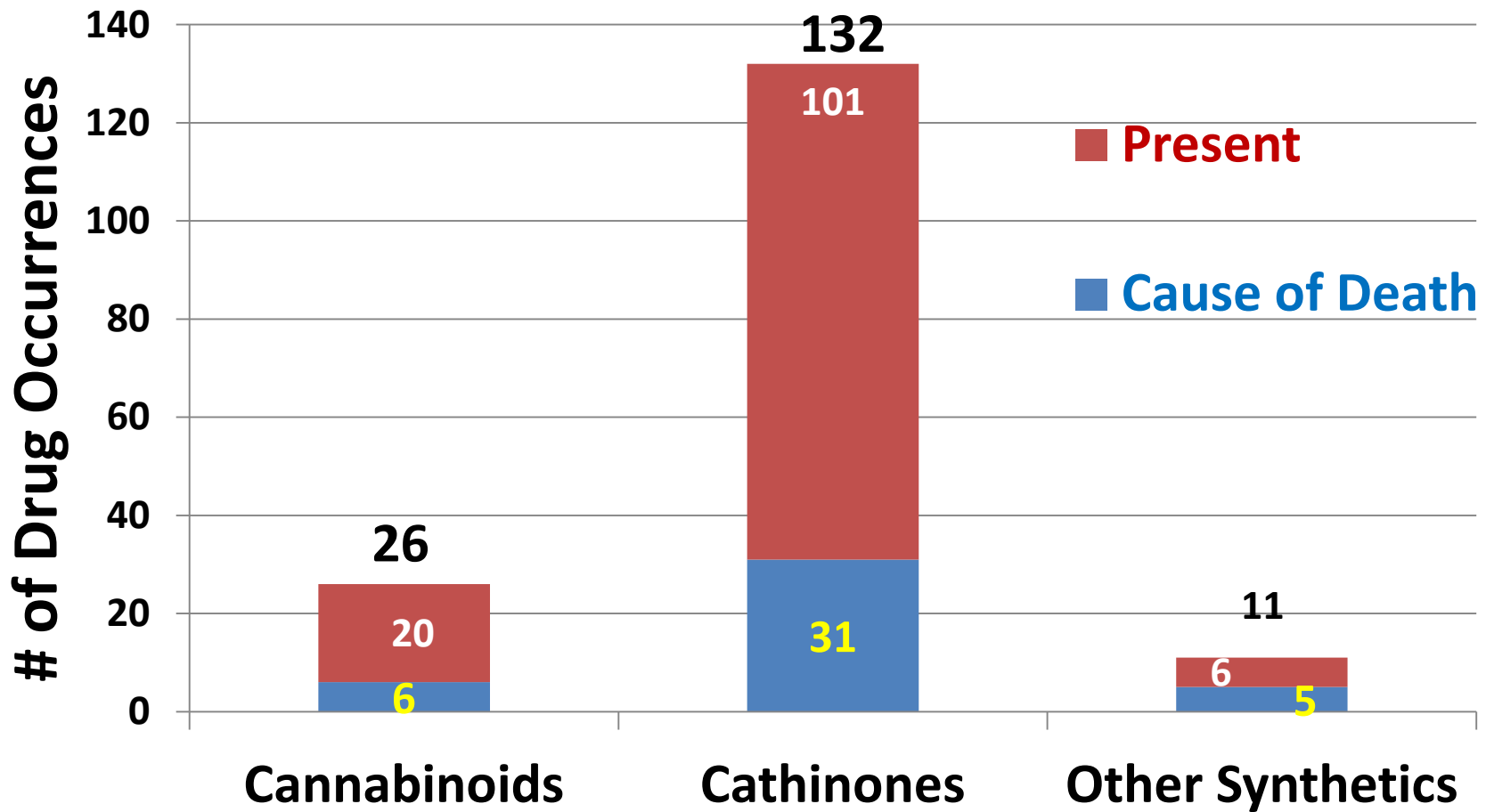
SOURCE: Florida Medical Examiners Commission Reports 2000-2013

Number of Heroin Deaths in Florida: 2000 – 2013



SOURCE: Florida Medical Examiners Commission Reports 2000-2013

Emerging 169 Synthetic Drug Deaths in Florida - 2013



Source: FDLE – Florida Medical Examiners Commission, November 2014

Cocaine Trends

Related Deaths	2012	2013	Δ 2012 vs. 2013
State of Florida	1,318	1,337	Up 1 %
Palm Beach County	87	105	Up 21 %
Broward County	129	102	Down 21 %

Primary Treatment	2011	2012	Δ 2011 vs. 2012
State of Florida	8.5 %	8.2 %	Down 4 %

So FL Crime Labs	2012	2013	Δ 2012 vs. 2013
3 SE FL Counties	11,411	10,147	Down 11 %

Heroin Trends

Related Deaths	2012	2013	Δ 2012 vs. 2013
State of Florida	117	199	Up 70 %
Palm Beach County	6	20	Up 233 %
Broward County	9	11	Up 22 %

Primary Treatment	2011	2012	Δ 2011 vs. 2012
State of Florida	2.2 %	3.2 %	Up 45 %

So FL Crime Labs	2012	2013	Δ 2012 vs. 2013
3 SE FL Counties	696	925	Up 33 %

Marijuana Trends

Detected in ME Decedents	2012	2 x 1H 2013	Δ 2012 vs. 2X1h 2013
State of Florida	767	802	Up 5 %

Primary Treatment	2011	2012	Δ 2011 vs. 2012
State of Florida	25.1 %	23 %	Down 8 %

So FL Crime Labs	2012	2013	Δ 2012 vs. 2013
3 SE FL Counties	5,388	5,276	Down 2 %

Methamphetamine Trends

Related Deaths	2012	2013	Δ 2012 vs. 2013
State of Florida	146	169	Up 16 %

Primary Treatment	2011	2012	Δ 2011 vs. 2012
State of Florida	1.6 %	2 %	Up 25 %

So FL Crime Labs	2012	2013	Δ 2012 vs. 2013
3 SE FL Counties	170	211	Up 24 %

Broward Briefings

Substance Abuse Information for Action



“Budder” Beware: Dangers of Marijuana Wax

A marijuana product made from the left over leaves and stems of plants harvested in grow houses poses risks to diverse groups. Marijuana Wax also called “Budder,” or butane hash oil, or even “ear wax hash” is produced by soaking marijuana plant material in a solvent such as butane which extracts various components of the plant including any number of cannabinoids which are the active drugs in the marijuana. The gooey residue is then allowed to dry out as the butane vaporizes into the air resulting in a sticky paste ranging in color from brown to dark green or yellow. The wax can be smeared onto a marijuana joint or tobacco cigarette, placed in a water pipe, or most often melted in a vaporizer or electronic cigarette devise. The inhaled wax vapors have a much higher dose level of not only THC but other cannabis ingredients causing unwanted adverse effects. Consequences of use may range from severe hallucinations, anxiety, paranoia, and heart problems. Wax is not only more potent than pot itself; it is also more toxic.

Users are not the only ones at risk. Growers and makers of wax are in danger of powerful explosions and fires from a buildup of butane vapors which may easily ignite. One grow house in Commerce, California was literally blown off its foundation. People in such house explosions or motel rooms where wax was being made have suffered severe burns. Law enforcement personnel involved in marijuana house raids need to be aware of these dangers not unlike those associated with methamphetamine clandestine labs. Even neighbors unaware that the house next door may be concealing an illegal marijuana farm are at risk. Police in South Florida are reporting that they often find butane and paraphernalia related to wax production in grow houses they raid. In May 2014 there was an explosion at a grow house in Boca Raton, Florida. Many marijuana grow operations occur in rented homes, thus landlords need to be aware of the potential risks to their properties.

Products called marijuana wax may come from the process described above, but they also could be made from synthetic marijuana chemicals bought online from China. There were 30 deaths in Florida in the first half of 2103 associated with synthetic drugs. Thus, users cannot be sure of what they are smoking or “vaping.” Potency and toxicity can vary widely from one batch to another.




MYFLFAMILIES.COM

Broward Behavioral
HEALTH COALITION



Broward Briefings

Substance Abuse Information for Action



“Flakka” or “gravel” is the dangerous “bath salt” synthetic stimulant, *alpha*-PVP

Widespread sales and use of a drug with the street name “flakka” or “gravel” are reported locally. Hundreds of cases involving it have been analyzed as the drug ***alpha*-PVP** by South Florida crime labs in 2014. Its use has been increasing across the nation as well. It appears to be sold by low level drug dealers who purchase it in quantity from internet sites and repackage it in gram size packets or capsules. It may also be adulterated with methamphetamine or other drugs.

Alpha-PVP sold as “flakka” or “gravel” is a potent stimulant at a low dose but causes bizarre behavior with higher concentrations. The drug poses substantial risk for addiction and adverse effects. Users are seeking euphoric stimulation, but often experience anxiety, an accelerated heart rate, paranoia, agitation, and psychosis. Some users have reported “the inability to even think.” One of the more severe side effects associated with *alpha*-PVP is **excited delirium**, a syndrome of violent behavior often accompanied by seriously elevated body temperature (or hyperthermia), as well as a breakdown of muscle tissue that leads to the release of muscle fiber contents into the blood (or rhabdomyolysis) and kidney failure. If the user survives, he may face dialysis for life. Excited delirium can also result in death. There were 126 deaths from this class of drug (“bath salt” synthetic cathinones) in Florida in 2013 and more in 2014.

The name “gravel” comes from the white, crystal chunks appearance in wholesale quantities and is the most frequently used name for *alpha*-PVP nationally. “Flakka,” the name used in South Florida, may refer to the Hispanic term for a “beautiful, elegant woman who charms all she meets.” It may also be associated with a famous hip-hop disc jockey.




MYFLFAMILIES.COM

Broward Behavioral
HEALTH COALITION



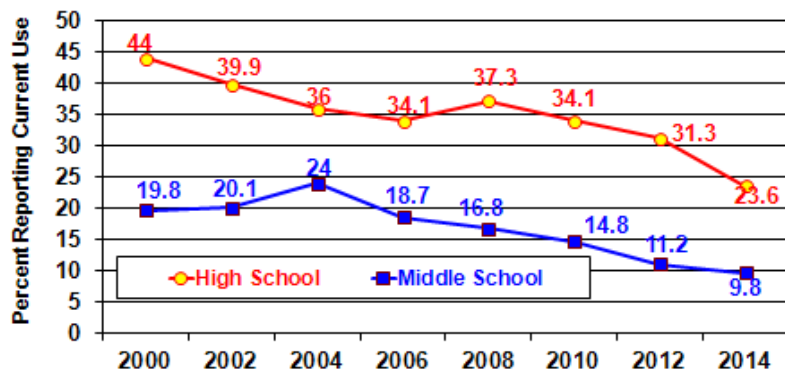
Broward Briefings

Substance Abuse Information for Action



Broward Students Report Declining Alcohol and Cigarette Use

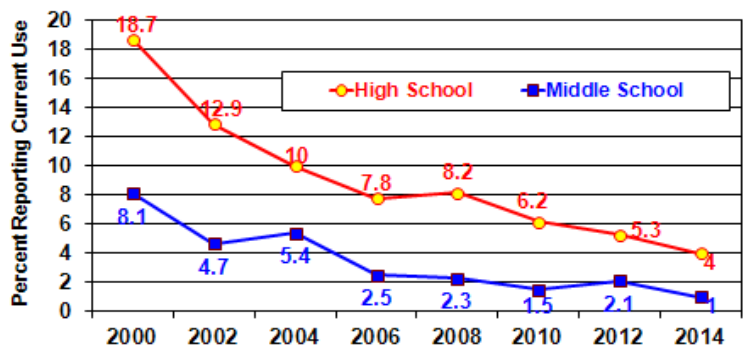
Percent of any Past 30-Day **Alcohol Use** Among Broward County **Middle** and **High School** Students 2000-2014



Source: Florida Youth Substance Abuse Surveys 2000-2014

The 2014 Florida Youth Substance Abuse Survey (FYSAS) reveals continued declines in both current alcohol and cigarette use among Broward County youth. The 9.8 % of middle school students and 23.6% of high school students who reported any use of alcohol in the past 30 days represent a 10 percentage point drop in use since the first year of the survey in 2000.

Percent of any Past 30-Day **Cigarette Use** Among Broward County **Middle** and **High School** Students 2000-2014



Source: Florida Youth Substance Abuse Surveys 2000-2014

The prevalence of current cigarette use declined nearly 15 percentage points among Broward County high school students from 18.7 % in 2000 to 4 % in 2014. Likewise, cigarette use among Broward County middle school students fell from 8.1 % in 2000 to 1 % in 2014. These trends parallel and surpassed declines reported across all of Florida over the past decade. The FYSAS was conducted among 1,877 Broward County students in 2014.




MYFLFAMILIES.COM



Broward Briefings

Substance Abuse

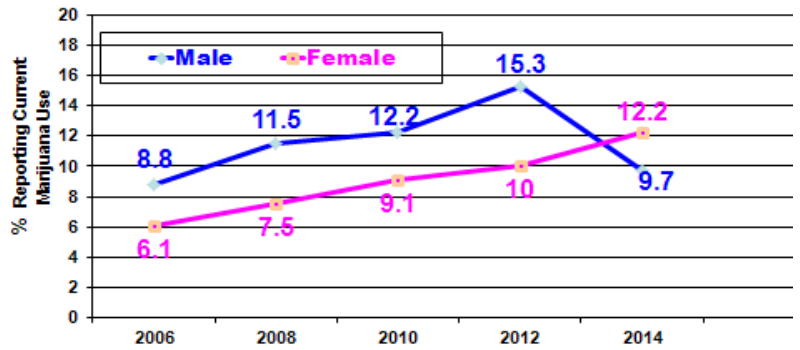
Information for Action



Marijuana Use Increasing Among Broward Girls

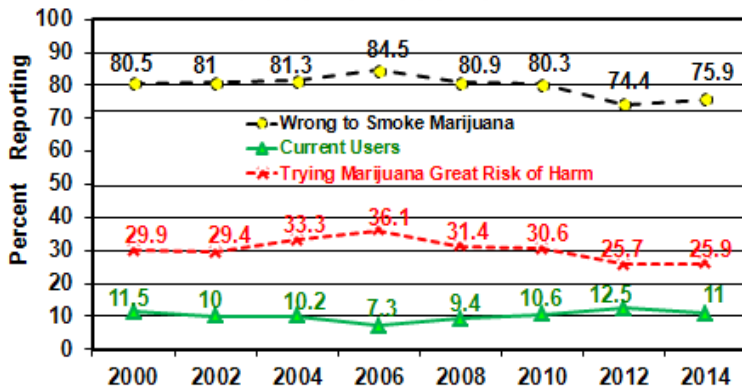
For the first time since surveys have been taken, the percent of Broward County middle and high school girls reporting current marijuana use exceeded the rate for boys. Any marijuana use in the past 30-days decreased among Broward male students from 15.3 % in 2012 to 9.7 % in 2014 while the rate reported by female students increased from 10 % to 12.2 % according to the Florida Youth Substance Abuse Survey (FYSAS).

Percent of any Past 30-Day Marijuana Use Among Broward Middle and High School Students by Gender 2006-2014



Source: Florida Dept. of Children & Families
Florida Youth Substance Abuse Surveys 2006-2014

Perceived Attitudes about Marijuana Among Broward County Middle and High School Students 2000-2014



Source: Florida Youth Substance Abuse Surveys 2000-2014

As the percent of Broward students reporting it would be wrong for someone their age to smoke marijuana and that trying marijuana once or twice presented a great risk of harm increased between 2000 and 2006, FYSAS rates of current use declined. However as those same attitudes soften between 2006 and 2012, use increased. The most recent patterns in 2014 reflect a modest decline in marijuana use as concerns about the drug among students slightly increased.



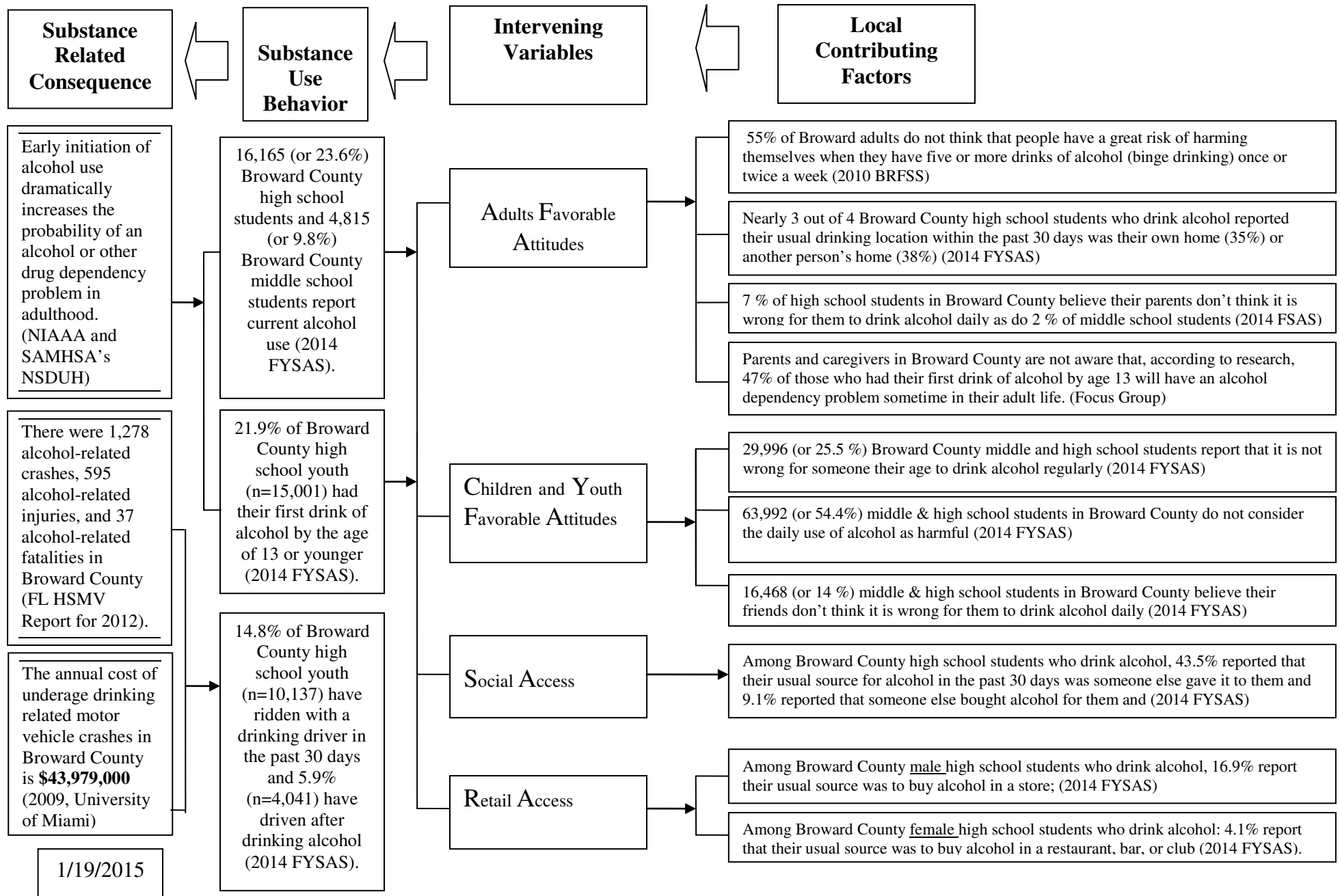
MYFLFAMILIES.COM

Broward Behavioral
HEALTH COALITION



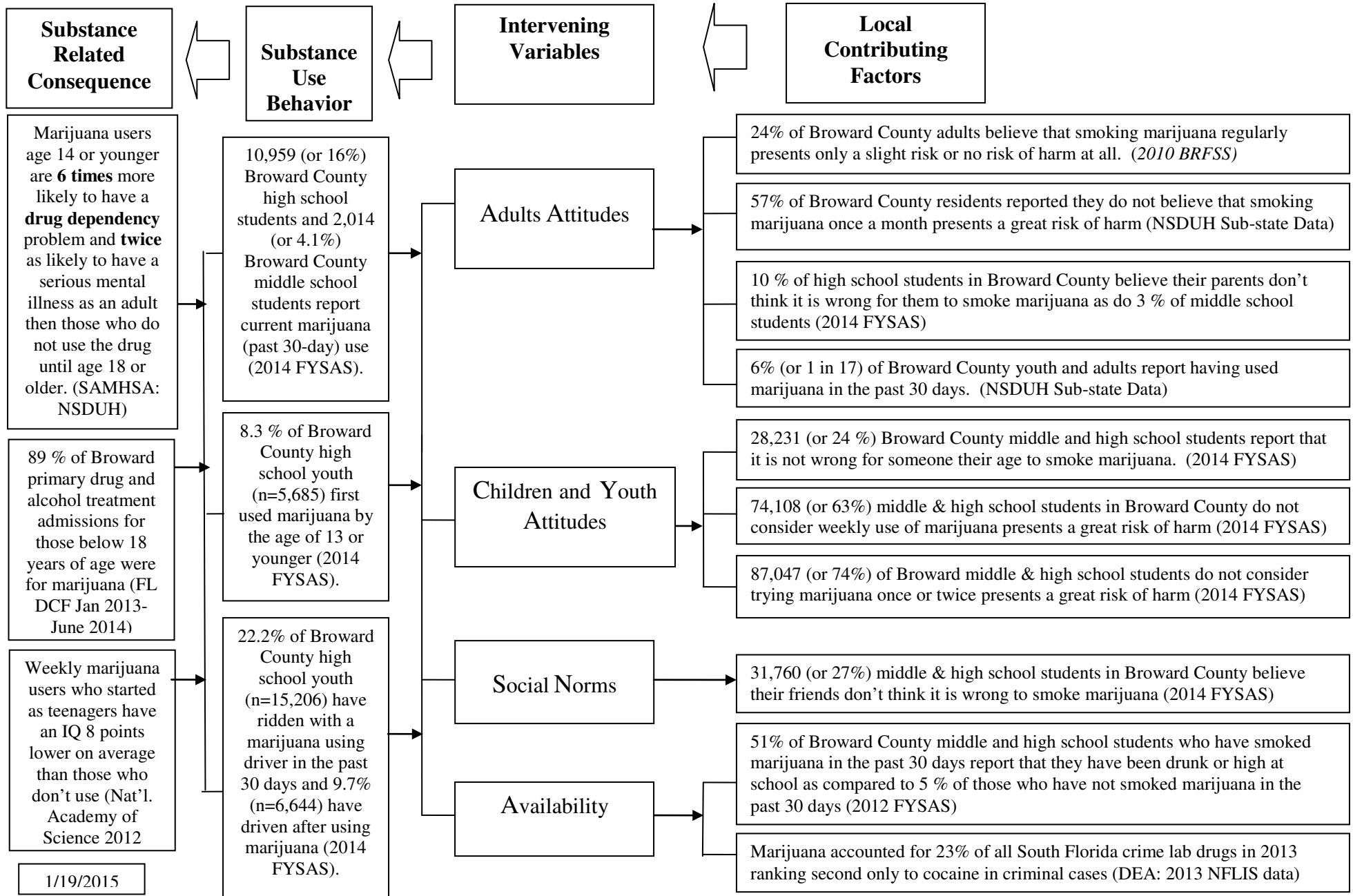
Local Logic Model – Underage Drinking (Broward County)

Problem Statement: Serious lifelong consequences are linked to alcohol use by Broward County children and youth including one out of two early drinkers becoming alcohol dependent in adulthood. (Source: NIAAA Epidemiological Survey on Alcohol & Related Conditions)



Logic Model – Adolescent Marijuana Use (Broward County)

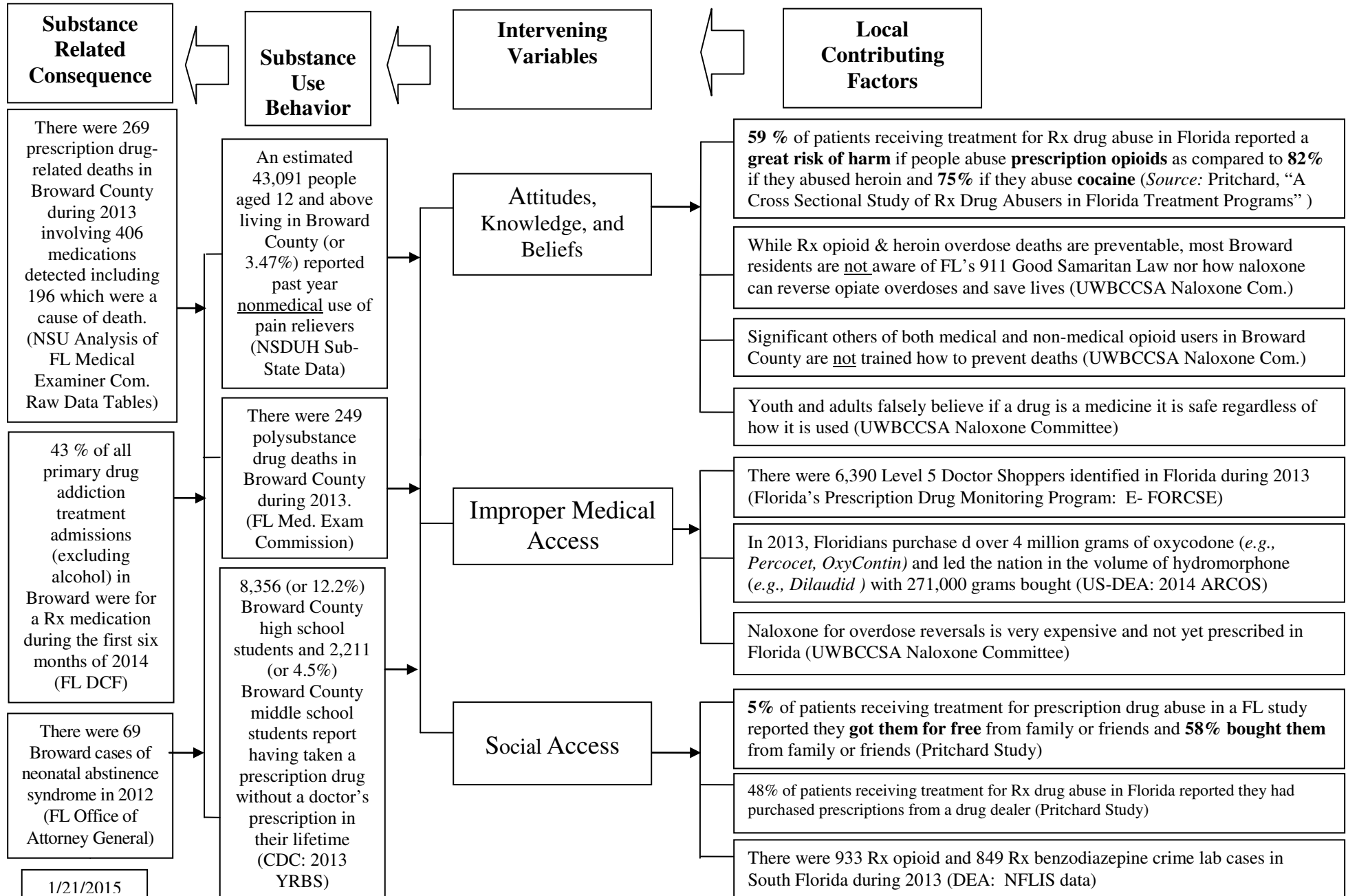
Problem Statement: Children and youth are experiencing serious consequences caused by increasing rates of marijuana use that is also placing them at dramatically higher probability of drug addiction and mental health problems in adulthood. (Source: National Survey on Drug Use and Health)



1/19/2015

Logic Model – Prescription Medications and Polydrug Abuse (Broward County)

Problem Statement: The non-medical misuse of pharmaceuticals and poly-substance abuse are fueling an epidemic of deaths, addiction, impaired driving and other serious consequences in Broward County (NIDA: CEWG *Drugs Abuse Trends in South Florida - June 2014*)



Broward County Commission on Substance Abuse Logic Model (12-29-14)

