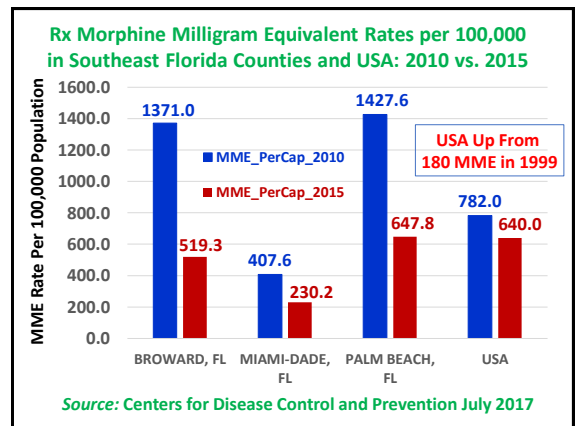
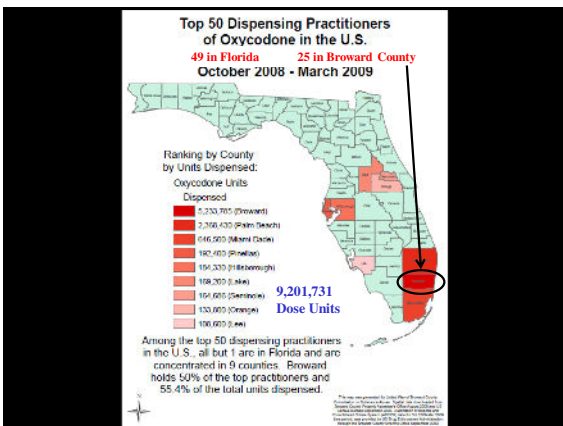
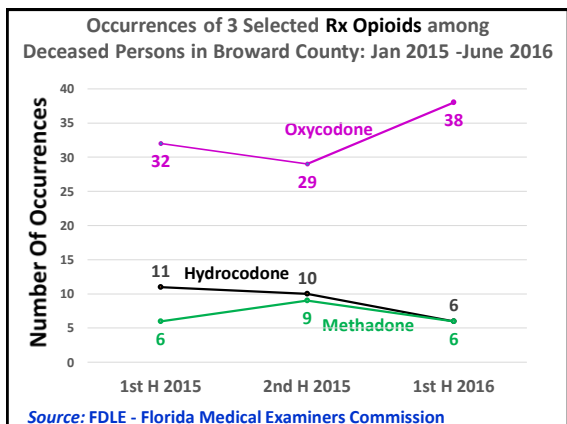
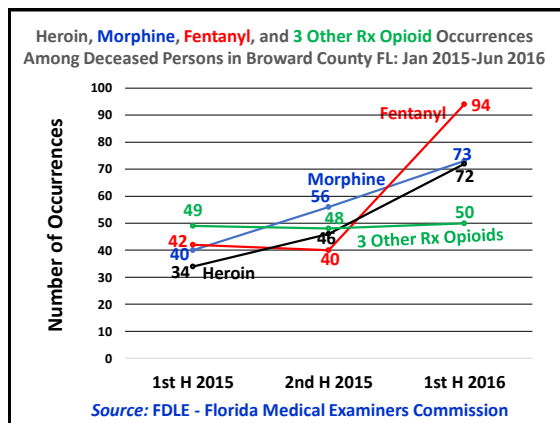
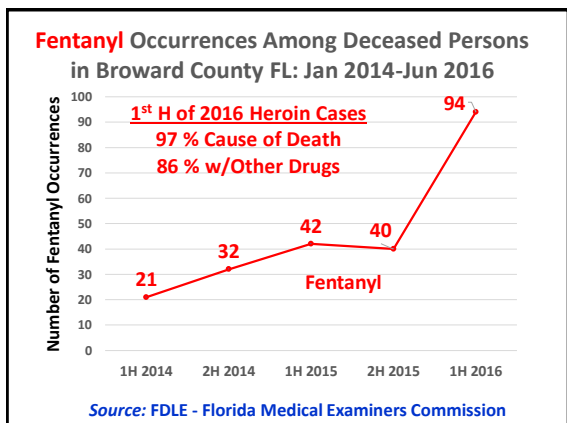
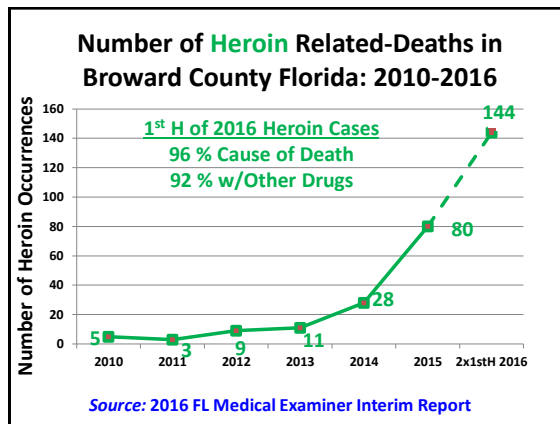
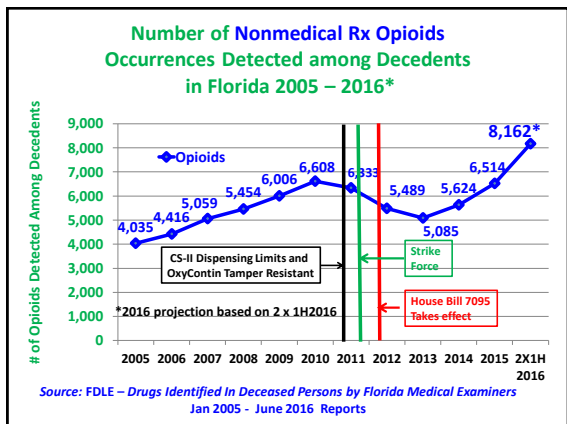


- ### AN EPIDEMIC OF DEATHS
- **USA – 91 deaths a day in 2015**
  - **Florida – 14 + deaths a day in 2016 plus 27 non-fatal Overdoses**
  - **Broward County – 10 deaths a week plus 17 non-fatal Overdoses**
  - **Jan– Aug 2017 Death Rate still increasing**

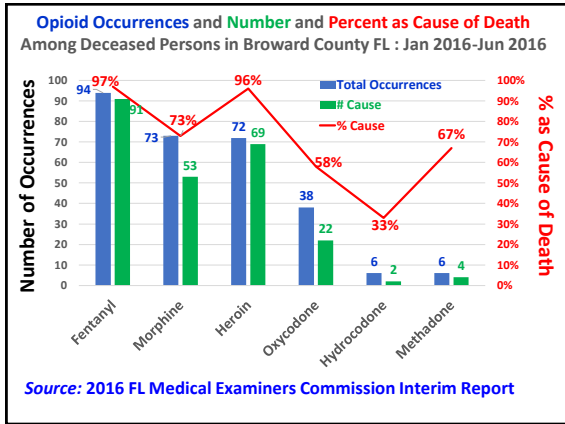




### Number of Selected Opioid Occurrences among Deceased Persons in Broward County: Jan 2015 – June 2016

Opioid	1st H 2015	2nd H 2015	1st H 2016
Fentanyl	42	40	94
Morphine	40	56	73
Heroin	64	46	72
Oxycodone	32	29	38
Hydrocodone	11	10	6
Methadone	6	9	6

Source: FDLE - Florida Medical Examiners Commission

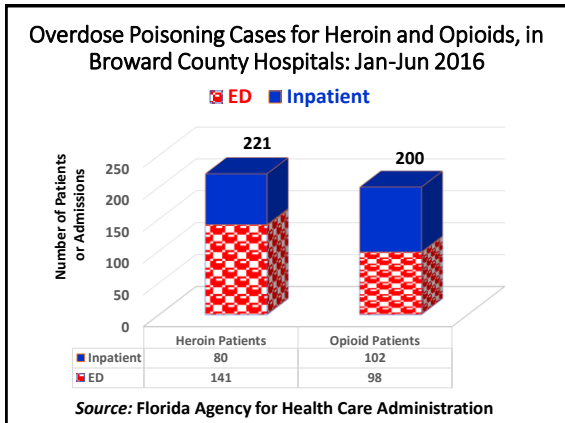


### Broward County Florida Opiate Overdose Deaths

Includes Heroin, Prescription Opioids, and Clandestine Opiate Analogues

- 2015** 332 Opiate Overdose Deaths
- 2016** 522 Opiate Overdose Deaths
- Jan-Jun 2017** 282 + Drug Deaths

Source: Broward County Medical Examiner's Office

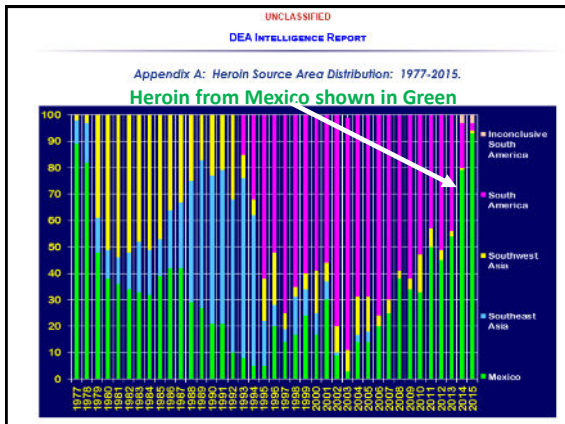


### 2016 Opioid Crime Lab Reports for Broward County

Number and Percent of all Exhibits

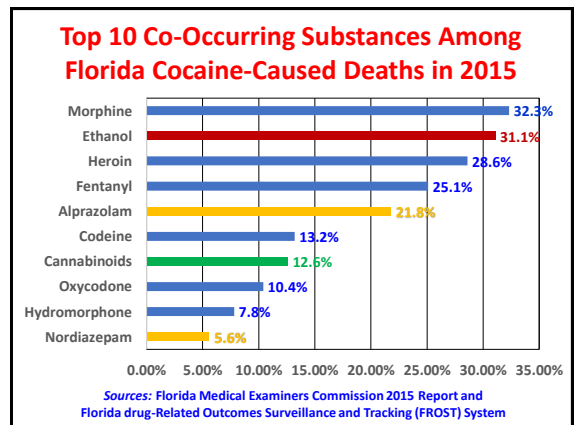
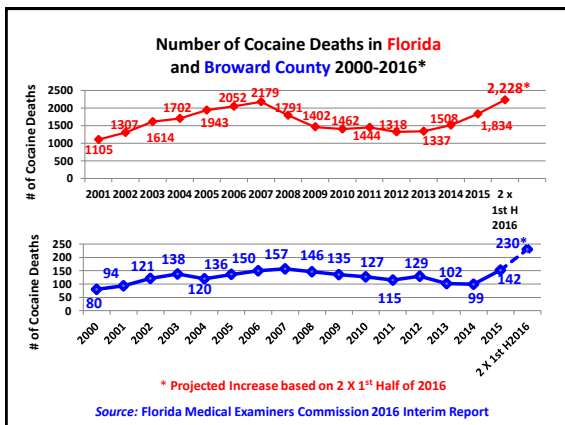
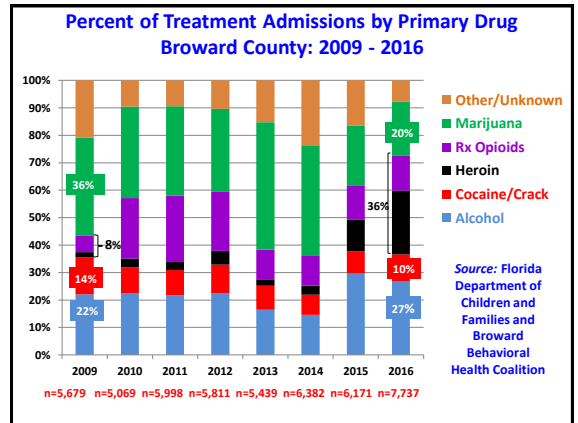
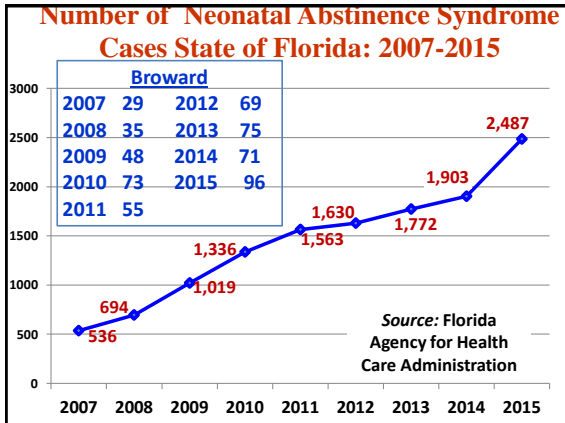
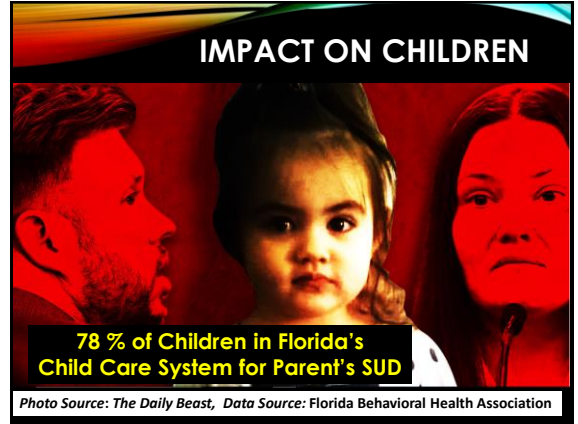
- Heroin 530 (8.3%)
- Oxycodone 238 (3.7%)
- Fentanyl 110 (1.7%)
- Hydromorphone 90 (1.4%)
- Buprenorphine 49 (0.8%)
- Hydrocodone 48 (0.8%)
- Morphine 46 (0.7%)
- Carfentanil 35 (0.6%)
- Methadone 22 (0.4%)
- Furanyl Fentanyl 20 (0.3%)
- Total 1,188 (18.7%)**

Source: US DEA – NFLIS Data Queried 05/22/2017

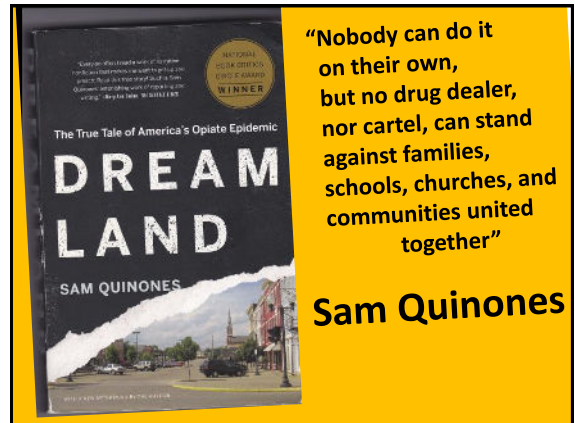
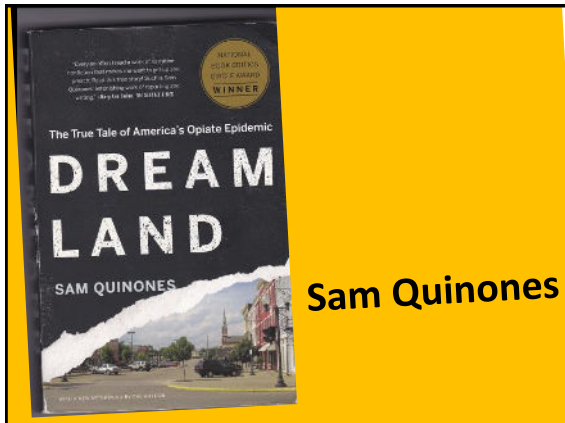
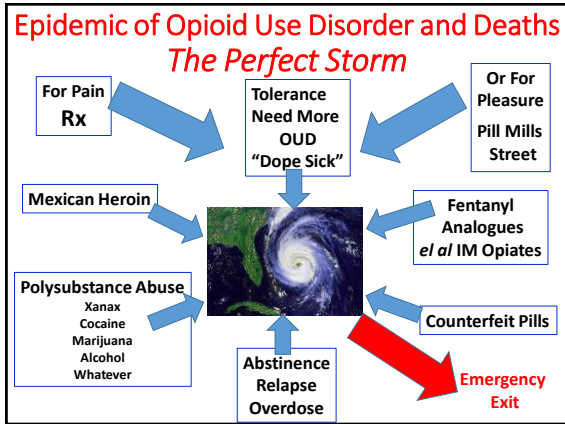


### Symptoms of Opium Withdrawal

- nausea
- sweating
- cramps
- vomiting
- diarrhea
- insomnia
- loss of appetite
- agitation
- irritability
- mood swings
- depression
- anxiety
- muscle soreness
- aching bones
- fever
- runny nose
- twitching







**This Presentation and Annual Broward Drug Trends Report**

**May be download from**  
[www.drugfreebroward.org](http://www.drugfreebroward.org)  
 Select “Know the Facts” - Trends Reports

